

NEWS RELEASE



MEDIA INQUIRIES:

Lorne Bozinoff, President
lbozinoff@forumresearch.com
416.960.9603

TORONTO

Sep 26th, 2012

HIGHLIGHTS:

- In a random sampling of public opinion taken by the Forum Poll™ among Ontarians 18 years of age and older, more than one third would vote PC or NDP (37% and 35%, respectively) if an election were held today, while just one fifth would vote Liberal (20%). About one half this proportion would vote green (7%).
- Taking into account margin for error, these voting intention results—if they hold on Election Day— would see the PCs take 60 seats in the 107 seat house, up from 55 last month and well up from the 37 taken in the last election.
- Premier McGuinty draws approval from just one fifth (20%) and this is down sharply since last month (29%). His net favourable rating (approve minus disapprove) is a dismal -47. Tim Hudak has approval from about one quarter (26%) and this is steady since last month (24%). His net favourable rating (approve minus disapprove) is a dismal -47. Tim Hudak has approval from about one quarter (26%) and this is steady since last month (24%).

180 Bloor Street W., #1400
Toronto, ON M5S 2V6
T 416.960.9600
F 416.960.9602
forumresearch.com

FOR IMMEDIATE RELEASE

PCs and NDP tied in first place in Ontario

PCs to form majority government

Toronto, September 26th, 2012 - In a random sampling of public opinion taken by the Forum Poll™ among Ontarians 18 years of age and older, more than one third would vote PC or NDP (37% and 35%, respectively) if an election were held today, while just one fifth would vote Liberal (20%). About one half this proportion would vote green (7%). The findings represent a sharp increase in voting preference for the NDP since last month (from 28% to 35%) and a correspondingly sharp decrease in Liberal fortunes (from 27% to 20%).

The provincial Conservatives have higher support among older Ontarians (44% aged 65 or older), and males (42%), while the NDP saw strongest support among the younger generation (42% 18-44). The Liberal party enjoyed stronger support among those with larger wallets (28% \$80K-\$100K household income, 25% among \$100K+ earners).

Taking into account margin for error, these voting intention results—if they hold on Election Day— would see the PCs take 60 seats in the 107 seat house, up from 55 last month and well up from the 37 taken in the last election. Despite their higher standing in the poll, the NDP would take just 24 seats to the Liberal's 23, for a solid PC majority. The fact the NDP should take just 7 more seats than the 17 claimed in the election is due to the inefficient distribution of their support, in that it is not concentrated in winnable ridings.

McGuinty favourables down sharply; Horwath, Hudak steady

Premier McGuinty draws approval from just one fifth (20%) and this is down sharply since last month (29%). His net favourable rating (approve minus disapprove) is a dismal -47. Tim Hudak has approval from about one quarter (26%) and this is steady since last month (24%). His net favourable is -23. Andrea Horwath, on the other hand, has a sparkly approval rating of 48% and a lofty net favourable of +26.

Males were significantly more likely to disapprove of Horwath than were females (34%, 13%, respectively). A similar trend emerged for Hudak (55%, 43%, respectively). In addition, higher income earners were far more likely to disapprove of Hudak. On a regional level, approval of Premier McGuinty remains highest in the GTA (an even 26% across the board in the 416 and 905), while Horwath is gaining significant clout among those living in the 905 (58%; compared to 47% in the GTA).

NEWS RELEASE



Close to 4-in-10 want election now

The proportion who think an election is needed now has increased sharply since we asked it last (38% now, 31% in August).

Younger Ontarians, and males, were the most likely to think an election should be held now, as were residents of North-western Ontario. As one would expect, this sentiment was higher among current provincial PC and NDP backers.

NDP, PCs have voter enthusiasm edge

NDP supporters (53% very enthusiastic) and PC voters (48%) are more enthusiastic about voting their parties than are Liberal supporters (38%) or, especially, Green Party voters (27%).

"While the NDP are clearly on a roll, the way their support is distributed holds them back from the big prize, government" said Dr. Lorne Bozinoff, President.

Lorne Bozinoff, Ph.D. is the president and founder of Forum Research. He can be reached at lbozinoff@forumresearch.com or at (416) 960-9603.

MEDIA INQUIRIES:

Lorne Bozinoff, President
lbozinoff@forumresearch.com
416.960.9603

TORONTO

Sep 26th, 2012

HIGHLIGHTS:

- In The proportion who think an election is needed now has increased sharply since we asked it last (38% now, 31% in August).
- NDP supporters (53% very enthusiastic) and PC voters (48%) are more enthusiastic about voting their parties than are Liberal supporters (38%) or, especially, Green Party voters (27%).
- "While the NDP are clearly on a roll, the way their support is distributed holds them back from the big prize, government" said Dr. Lorne Bozinoff, President.

180 Bloor Street W., #1400
Toronto, ON M5S 2V6
T 416.960.9600
F 416.960.9602
forumresearch.com

NEWS RELEASE

**MEDIA INQUIRIES:**

Lorne Bozinoff, President
lbozinoff@forumresearch.com
416.960.9603

Methodology

The Forum Poll™ was conducted by Forum Research with the results based on an interactive voice response telephone survey of 851 randomly selected residents of Ontario aged 18 or older. The poll was conducted on September 25th, 2012.

Results based on the total sample are considered accurate +/- 4%, 19 times out of 20. Subsample results will be less accurate. Margins of error for subsample (such as age, gender) results are available at www.forumresearch.com/samplestim.asp.

Where appropriate, the data has been statistically weighted to ensure that the sample reflects the actual population according to the latest Census data.

This research is not necessarily predictive of future outcomes, but rather, captures opinion at one point in time. Forum Research conducted this poll as a public service and to demonstrate our survey research capabilities.

With offices across Canada and around the world, 100% Canadian-owned Forum Research is one of the country's leading survey research firms. This and other polls may be found at Forum's poll archive at www.forumresearch.com/polls.asp.

TORONTO**Sep 26th, 2012**

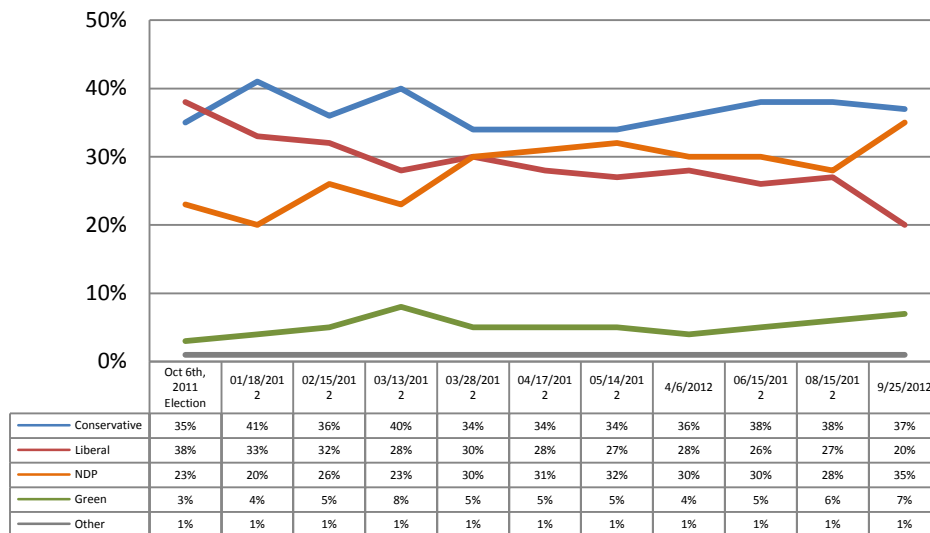
180 Bloor Street W., #1400
Toronto, ON M5S 2V6
T 416.960.9600
F 416.960.9602
forumresearch.com

NEWS RELEASE



MEDIA INQUIRIES:
 Lorne Bozinoff, President
 lbozinoff@forumresearch.com
 416.960.9603

Provincial Party Preference Trending [Decided / Leaning]



TORONTO
Sep 26th, 2012

Provincial Election Voting Preference Trending [Decided / Leaning]

%	Conservative	NDP	Liberal	Green	Other
Sep 25 th , 2012 The Forum Poll™	37	35	20	7	1
Aug 15 th , 2012 The Forum Poll™	38	28	27	6	1
Jun 15 th , 2012 The Forum Poll™	38	30	26	5	1
Jun 4 th , 2012 The Forum Poll™	36	30	28	4	1
May 14 th , 2012 The Forum Poll™	34	32	27	5	1
Apr 17 th , 2012 The Forum Poll™	34	31	28	5	1
Mar 28 th , 2012 The Forum Poll™	34	30	30	5	1
Mar 13 th , 2012 The Forum Poll™	40	23	28	8	1
Feb 15 th , 2012 The Forum Poll™	36	26	32	5	1
Jan 18 th , 2012 The Forum Poll™	41	20	33	4	1
Popular Vote – October 6 th , 2011 Provincial Election Results	35	23	38	3	1

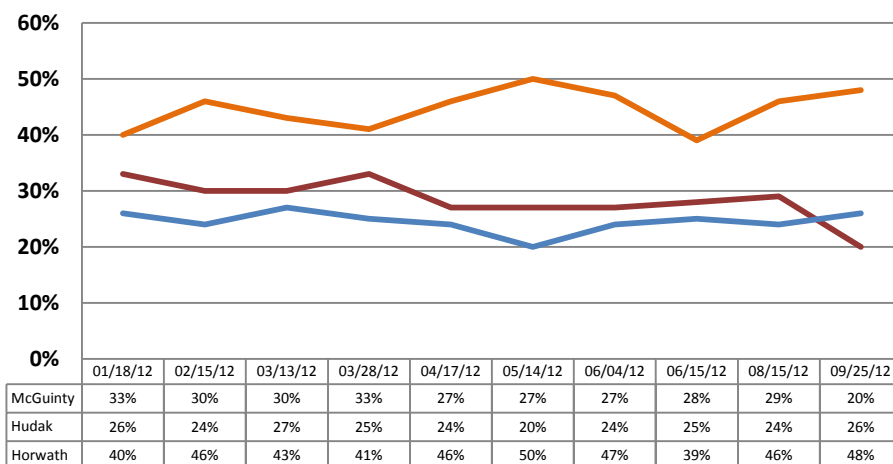
180 Bloor Street W., #1400
 Toronto, ON M5S 2V6
 T 416.960.9600
 F 416.960.9602
 forumresearch.com

NEWS RELEASE



MEDIA INQUIRIES:
 Lorne Bozinoff, President
 lbozinoff@forumresearch.com
 416.960.9603

Ontario Provincial Party Leader Approval Rating Trending (% Approve)



TORONTO
Sep 26th, 2012

Ontario Provincial Party Leader Approval Rating Trending (% Approve)

[All Respondents]

%	Sample	McGuinty	Hudak	Horwath
Sep 25 th , 2012	851	20	26	48
Aug 15 th , 2012	1021	29	24	46
Jun 15 th , 2012	1098	28	25	39
Jun 4 th , 2012	1038	27	24	47
May 14 th , 2012	1072	27	20	50
Apr 17 th , 2012	1084	27	24	46
Mar 28 th , 2012	1131	30	24	46
Mar 13 th , 2012	1065	30	27	43
Feb 15 th , 2012	1218	33	25	41
Jan 18 th , 2012	1041	33	26	40

180 Bloor Street W., #1400
 Toronto, ON M5S 2V6
 T 416.960.9600
 F 416.960.9602
 forumresearch.com

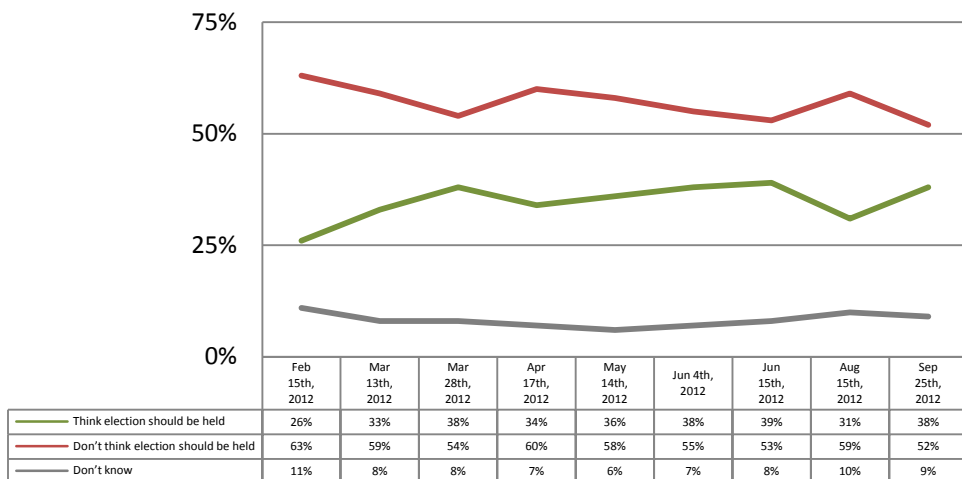
NEWS RELEASE



MEDIA INQUIRIES:
 Lorne Bozinoff, President
 lbozinoff@forumresearch.com
 416.960.9603

Want Election Now Trending

TORONTO
Sep 26th, 2012



Want Election Now Trending

[All Respondents]

%	Sample	Think election should be held	Don't think election should be held	Don't know
Sep 25 th , 2012	851	38	52	9
Aug 15 th , 2012	1021	31	59	10
Jun 15 th , 2012	1098	39	53	8
Jun 4 th , 2012	1038	38	55	7
May 14 th , 2012	1072	36	58	6
Apr 17 th , 2012	1084	34	60	7
Mar 28 th , 2012	1131	38	54	8
Mar 13 th , 2012	1065	33	59	8
Feb 15 th , 2012	1218	26	63	11

180 Bloor Street W., #1400
 Toronto, ON M5S 2V6
 T 416.960.9600
 F 416.960.9602
 forumresearch.com

NEWS RELEASE



FORUM RESEARCH INC.

MEDIA INQUIRIES:

Lorne Bozinoff, President

lbozinoff@forumresearch.com

416.960.9603

Seat Distribution

%	ON Prov. Election Oct 6 th , 2011	Jan 18 th , 2012	Feb 15 th , 2012	Mar 13 th , 2012	Mar 28 th , 2012	Apr 17 th , 2012	May 14 th , 2012	Jun 4 th , 2012	Jun 15 th , 2012	Aug 15 th , 2012	Sep 25 th , 2012
Con	37	56	51	57	48	41	48	52	58	55	60
Lib	53	38	48	33	44	43	37	37	30	33	23
NDP	17	13	8	17	15	23	22	18	19	19	24
Green	0	0	0	0	0	0	0	0	0	0	0
Other	0	0	0	0	0	0	0	0	0	0	0

TORONTO

Sep 26th, 2012

180 Bloor Street W., #1400

Toronto, ON M5S 2V6

T 416.960.9600

F 416.960.9602

forumresearch.com

NEWS RELEASE



MEDIA INQUIRIES:

Lorne Bozinoff, President
 lbozinoff@forumresearch.com
 416.960.9603

Current Provincial Party Preference

'If a provincial election were held today, which party are you most likely to vote for?'+ 'Even though you may not have made up your mind, which party are you leaning towards at this time?'

[Decided/Leaning Only]

Age / Gender

%	Total	18-34	35-44	45-54	55-64	65+	Male	Female
Sample	796	73	120	171	235	197	385	411
Progressive Conservative	37	35	26	38	40	44	42	33
Liberal	20	9	21	19	22	26	21	18
New Democratic	35	42	42	38	30	27	31	39
Green	7	11	10	5	7	2	4	9
Another Party	1	3	1	1	0	1	1	1

Past Provincial Vote (2011 Election)

%	Total	LAST - PC	LAST - Lib	LAST - NDP	LAST - Green	LAST - Another Party	LAST - Didn't Vote
Sample	796	262	272	145	35	25	57
Progressive Conservative	37	85	10	7	14	44	32
Liberal	20	2	47	7	6	16	23
New Democratic	35	8	39	83	19	23	28
Green	7	4	3	3	61	7	12
Another Party	1	1	1	0	1	11	5

Region

%	Total	E. Ont	416	905	GTA	SW. Ont	N. Ont
Sample	796	113	129	232	361	174	148
Progressive Conservative	37	37	34	39	37	38	40
Liberal	20	25	22	19	20	17	17
New Democratic	35	31	35	34	34	38	37
Green	7	6	9	7	8	6	4
Another Party	1	1	1	1	1	1	2

TORONTO
Sep 26th, 2012

180 Bloor Street W., #1400
 Toronto, ON M5S 2V6
 T 416.960.9600
 F 416.960.9602
 forumresearch.com

NEWS RELEASE



MEDIA INQUIRIES:

Lorne Bozinoff, President
lbozinoff@forumresearch.com
416.960.9603

Household Income

%	Total	<20K	20-40K	40-60K	60-80K	80-100K	100K+
Sample	796	81	127	82	102	79	170
Progressive Conservative	37	32	43	31	42	28	35
Liberal	20	13	16	23	17	28	25
New Democratic	35	37	35	35	36	42	35
Green	7	15	5	10	5	2	4
Another Party	1	3	1	1	0	0	1

TORONTO

Sep 26th, 2012

180 Bloor Street W., #1400
Toronto, ON M5S 2V6
T 416.960.9600
F 416.960.9602
forumresearch.com

NEWS RELEASE



MEDIA INQUIRIES:
Lorne Bozinoff, President
lbozinoff@forumresearch.com
416.960.9603

Approval of Dalton McGuinty as Premier

'Do you approve or disapprove of the job Dalton McGuinty is doing as premier?'

[All Respondents]

Age / Gender

%	Total	18-34	35-44	45-54	55-64	65+	Male	Female
Sample	851	78	132	179	250	212	411	440
Approve	20	14	27	19	19	25	22	19
Disapprove	67	69	61	72	70	64	69	66
Don't know	12	16	12	10	11	11	9	16

Current Provincial Party Preference

%	Total	Progressive Conservative	Liberal	New Democratic	Green	Another Party
Sample	851	285	167	257	56	31
Approve	20	5	71	15	10	4
Disapprove	67	84	21	74	71	84
Don't know	12	11	8	11	19	12

Region

%	Total	E. Ont	416	905	GTA	SW. Ont	N. Ont
Sample	851	122	138	249	387	185	157
Approve	20	21	26	26	26	12	13
Disapprove	67	62	61	62	61	78	74
Don't know	12	17	13	12	12	10	12

Household Income

%	Total	<20K	20-40K	40-60K	60-80K	80-100K	100K+
Sample	851	89	133	84	106	83	177
Approve	20	24	15	19	17	34	25
Disapprove	67	56	71	71	73	60	72
Don't know	12	20	13	10	9	6	4

TORONTO
Sep 26th, 2012

NEWS RELEASE



MEDIA INQUIRIES:
 Lorne Bozinoff, President
 lbozinoff@forumresearch.com
 416.960.9603

Approval of Tim Hudak as Leader of the Opposition

'Do you approve or disapprove of the job Tim Hudak is doing as Leader of the Opposition?'

[All Respondents]

Age / Gender

%	Total	18-34	35-44	45-54	55-64	65+	Male	Female
Sample	851	78	132	179	250	212	411	440
Approve	26	29	21	31	23	21	28	23
Disapprove	49	47	49	47	55	48	55	43
Don't know	26	24	30	22	22	31	17	34

Current Provincial Party Preference

%	Total	Progressive Conservative	Liberal	New Democratic	Green	Another Party
Sample	851	285	167	257	56	31
Approve	26	48	12	17	17	20
Disapprove	49	28	64	64	41	55
Don't know	26	24	24	18	42	25

Region

%	Total	E. Ont	416	905	GTA	SW. Ont	N. Ont
Sample	851	122	138	249	387	185	157
Approve	26	23	21	26	24	33	22
Disapprove	49	47	49	54	52	43	48
Don't know	26	30	30	20	24	24	30

Household Income

%	Total	<20K	20-40K	40-60K	60-80K	80-100K	100K+
Sample	851	89	133	84	106	83	177
Approve	26	28	27	33	34	17	23
Disapprove	49	34	37	47	45	71	62
Don't know	26	38	36	20	20	13	c

TORONTO
Sep 26th, 2012

180 Bloor Street W., #1400
 Toronto, ON M5S 2V6
 T 416.960.9600
 F 416.960.9602
 forumresearch.com

NEWS RELEASE



MEDIA INQUIRIES:

Lorne Bozinoff, President
 lbozinoff@forumresearch.com
 416.960.9603

Approval of Andrea Horwath as Leader of the NDP

'Do you approve or disapprove of the job Andrea Horwath is doing as Leader of the NDP?'

[All Respondents]

Age / Gender

%	Total	18-34	35-44	45-54	55-64	65+	Male	Female
Sample	851	78	132	179	250	212	411	440
Approve	48	45	49	51	47	47	47	49
Disapprove	23	19	19	27	29	23	34	13
Don't know	29	36	31	21	24	30	20	38

Current Provincial Party Preference

%	Total	Progressive Conservative	Liberal	New Democratic	Green	Another Party
Sample	851	285	167	257	56	31
Approve	48	29	46	80	42	22
Disapprove	23	39	20	8	17	34
Don't know	29	32	34	12	41	44

Region

%	Total	E. Ont	416	905	GTA	SW. Ont	N. Ont
Sample	851	122	138	249	387	185	157
Approve	48	45	47	58	53	43	41
Disapprove	23	18	26	16	20	30	26
Don't know	29	37	27	26	26	27	34

Household Income

%	Total	<20K	20-40K	40-60K	60-80K	80-100K	100K+
Sample	851	89	133	84	106	83	177
Approve	48	40	33	54	58	64	56
Disapprove	23	18	29	18	21	19	26
Don't know	29	41	38	28	22	17	18

TORONTO
Sep 26th, 2012

NEWS RELEASE



MEDIA INQUIRIES:

Lorne Bozinoff, President
 lbozinoff@forumresearch.com
 416.960.9603

Election Should Be Held Now Trending

'Do you think an election should be held in Ontario now or not?'

[All Respondents]

Age / Gender

%	Total	18-34	35-44	45-54	55-64	65+	Male	Female
Sample	851	78	132	179	250	212	411	440
Think an election should be held	38	45	35	45	36	27	44	33
Don't think an election should be held	52	41	58	48	57	65	52	53
Don't know	9	14	7	7	7	8	4	14

Current Provincial Party Preference

%	Total	PC	Liberal	NDP	Green	Another Party
Sample	851	285	167	257	56	31
Think an election should be held	38	52	15	40	30	56
Don't think an election should be held	52	42	82	53	53	25
Don't know	9	7	3	7	17	19

Region

%	Total	E. Ont	416	905	GTA	SW. Ont	N. Ont
Sample	851	122	138	249	387	185	157
Think an election should be held	38	38	35	34	34	44	43
Don't think an election should be held	52	56	55	59	57	48	41
Don't know	9	7	10	8	8	8	16

Household Income

%	Total	<20K	20-40K	40-60K	60-80K	80-100K	100K+
Sample	851	89	133	84	106	83	177
Think an election should be held	38	34	50	41	42	29	37
Don't think an election should be held	52	53	39	53	51	62	61
Don't know	9	13	11	6	7	9	2

TORONTO
Sep 26th, 2012

180 Bloor Street W., #1400
 Toronto, ON M5S 2V6
 T 416.960.9600
 F 416.960.9602
 forumresearch.com

NEWS RELEASE



MEDIA INQUIRIES:
 Lorne Bozinoff, President
 lbozinoff@forumresearch.com
 416.960.9603

Enthusiasm About Voting For Preferred Party

'How enthusiastic would you be about voting for your party if an election were held today?'

[All Respondents]

Age / Gender

%	Total	18-34	35-44	45-54	55-64	65+	Male	Female
Sample	851	78	132	179	250	212	411	440
Very enthusiastic	42	38	42	51	42	40	47	38
Somewhat enthusiastic	28	34	29	18	27	31	25	32
Not very enthusiastic	18	15	20	20	21	19	17	20
Not enthusiastic at all	7	7	9	7	9	6	9	5
Don't know	3	6	1	4	1	4	2	5

Current Provincial Party Preference

%	Total	Progressive Conservative	Liberal	New Democratic	Green	Another Party
Sample	851	285	167	257	56	31
Very enthusiastic	42	48	38	53	27	36
Somewhat enthusiastic	28	32	33	29	35	5
Not very enthusiastic	18	16	20	13	24	43
Not enthusiastic at all	7	4	7	5	3	17
Don't know	3	1	3	2	12	0

Region

%	Total	E. Ont	416	905	GTA	SW. Ont	N. Ont
Sample	851	122	138	249	387	185	157
Very enthusiastic	42	37	42	40	41	50	40
Somewhat enthusiastic	28	36	26	32	30	18	30
Not very enthusiastic	18	16	15	17	16	22	22
Not enthusiastic at all	7	7	9	8	8	5	7
Don't know	3	4	8	2	4	4	0

TORONTO
Sep 26th, 2012

180 Bloor Street W., #1400
 Toronto, ON M5S 2V6
 T 416.960.9600
 F 416.960.9602
 forumresearch.com

NEWS RELEASE



MEDIA INQUIRIES:

Lorne Bozinoff, President
lbozinoff@forumresearch.com
416.960.9603

Household Income

%	Total	<20K	20-40K	40-60K	60-80K	80-100K	100K+
Sample	851	89	133	84	106	83	177
Very enthusiastic	42	34	44	43	42	44	45
Somewhat enthusiastic	28	25	30	38	35	30	24
Not very enthusiastic	18	26	20	14	18	17	18
Not enthusiastic at all	7	5	3	5	5	6	11
Don't know	3	11	3	1	0	3	1

TORONTO

Sep 26th, 2012

-30-

For more information:

Lorne Bozinoff, Ph.D.

President

Forum Research Inc.

Tel: (416) 960-9603

Fax: (416) 960-9602

E-mail: lbozinoff@forumresearch.com

180 Bloor Street W., #1400

Toronto, ON M5S 2V6

T 416.960.9600

F 416.960.9602

forumresearch.com