


NEWS RELEASE



MEDIA INQUIRIES:

Lorne Bozinoff, President
lbozinoff@forumresearch.com
416.960.9603

TORONTO

June 28th, 2012

HIGHLIGHTS:

- One twentieth of those who chose to answer said they themselves were lesbian, gay, bisexual or transgendered (5.3%), 3-in-10 of those who said they were LGBT said they were partners in a same sex marriage (1.6% in total).
- Fully 8-in-10 Canadians say they know someone who is LGBT (83.1%), and about one third of these are family members (30.5% in total, 37.9% of those who know someone who is LGBT).
- More than one third of Canadians know someone in a same sex marriage (36.8%), while just more than one twentieth have a family member who is in a same sex marriage (6.4%). Very few Canadians themselves are partners in a same sex marriage (1.6%).
- The clear majority of Canadians approve of same sex marriage (66.4%), while just 3-in-10 disapprove (33.6%). Disapproval is highest among males, older Canadians, those in lower income brackets, Albertans, and Conservative party supporters.

FOR IMMEDIATE RELEASE

One twentieth of Canadians claim to be LGBT

3-in-10 of all LGBT Canadians are married

Toronto, June 28th, 2012 – In a sampling of public opinion taken by The Forum Poll™ among Canadians 18 years of age and older, one twentieth of those who chose to answer said they themselves were lesbian, gay, bisexual or transgendered (5.3%), and 3-in-10 of those who said they were LGBT said they were partners in a same sex marriage (1.6% in total).

Claiming to be LGBT is especially characteristic of the youngest Canadians, and those in the lowest income brackets.

It's all in the family

Fully 8-in-10 Canadians say they know someone who is LGBT (83.1%), and about one third of these are family members (30.5% in total, 37.9% of those who know someone who is LGBT).

Older Canadians were the least likely to know someone who is LGBT. On the other hand, residents of the Atlantic Region, and NDP and Green supporters were the most likely to know someone who is LGBT.

Same sex marriage not uncommon

More than one third of Canadians know someone in a same sex marriage (36.8%), while just more than one twentieth have a family member who is in a same sex marriage (6.4%). Very few Canadians themselves are partners in a same sex marriage (1.6%).

Ontarians were most likely to know someone in a same-sex marriage (43.6%; compared to 41.0% Atlantic, 40.9% British Columbia, 35.3% Manitoba / Saskatchewan, 34.3% Alberta, and 23.9% Quebec).


Majority approve of same sex marriage

The clear majority of Canadians approve of same sex marriage (66.4%), while just 3-in-10 disapprove (33.6%). Disapproval is highest among males, older Canadians, those in lower income brackets, Albertans, and Conservative party supporters.

"Social scientists have never been able to pin down how many of us are gay, but with our polling methodology, we are able to confirm some of their best estimates," said Forum Research President, Dr. Lorne Bozinoff.

180 Bloor Street W., #1400
Toronto, ON M5S 2V6
T 416.960.9600
F 416.960.9602
forumresearch.com

NEWS RELEASE



MEDIA INQUIRIES:

Lorne Bozinoff, President
lbozinoff@forumresearch.com
416.960.9603

TORONTO

June 28th, 2012

HIGHLIGHTS:

- "Social scientists have never been able to pin down how many of us are gay, but with our polling methodology, we are able to confirm some of their best estimates," said Forum Research President, Dr. Lorne Bozinoff.

Methodology

The Forum Poll™ was conducted by Forum Research with the results based on an interactive voice response telephone survey of 2,694 randomly selected residents of Canada aged 18 or older. The poll was conducted once on June 14th and once on June 27th 2012.

Results based on the total sample are considered accurate +/- 1.89%, 19 times out of 20. Subsample results will be less accurate. Margins of error for subsample (such as age, gender) results are available at www.forumresearch.com/samplestim.asp


Where appropriate, the data has been statistically weighted to ensure that the sample reflects the actual population according to the latest Census data.

This research is not necessarily predictive of future outcomes, but rather, captures opinion at one point in time. Forum Research conducted this poll as a public service and to demonstrate our survey research capabilities.

With offices across Canada and around the world, 100% Canadian-owned Forum Research is one of the country's leading survey research firms. This Forum Poll™ and other polls may be found at Forum's poll archive at www.forumresearch.com/polls.asp

180 Bloor Street W., #1400
Toronto, ON M5S 2V6
T 416.960.9600
F 416.960.9602
forumresearch.com

NEWS RELEASE



MEDIA INQUIRIES:
 Lorne Bozinoff, President
 lbozinoff@forumresearch.com
 416.960.9603

TORONTO
June 28th, 2012

Know Someone who is Lesbian, Gay, Bisexual or Transgendered

'We are interested in learning about Canadians' gender identities. First of all, do you know someone who is lesbian, gay, bisexual or transgendered? If you prefer not to answer, just let us know.'

['Prefer Not to Answer' Removed]

Age / Gender

%	Total	18-34	35-44	45-54	55-64	65+	Male	Female
Sample	2381	296	289	470	651	675	1060	1321
Yes	83.1	87.8	86.4	82.3	81.2	73.6	82.2	84.0
No	16.9	12.2	13.6	17.7	18.8	26.4	17.8	16.0

Region

%	Total	Atl	Que	ON	Man/Sask	AB	BC
Sample	2381	247	589	834	184	222	305
Yes	83.1	88.2	84.5	84.7	75.5	76.4	82.3
No	16.9	11.8	15.5	15.3	24.5	23.6	17.7

Income


%	Total	<20K	20-40K	40-60K	60-80K	80-100K	100K+
Sample	2381	236	413	357	344	226	428
Yes	83.1	76.3	74.6	82.9	85.8	87.2	90.3
No	16.9	23.7	25.4	17.1	14.2	12.8	9.7

Current Federal Party Preference

%	Total	Cons	Lib	NDP	Green	Bloc	Other Parties
Sample	2381	703	482	772	149	118	85
Yes	83.1	78.3	79.0	87.5	88.8	88.7	80.6
No	16.9	21.7	21.0	12.5	11.2	11.3	19.4

180 Bloor Street W., #1400
 Toronto, ON M5S 2V6
 T 416.960.9600
 F 416.960.9602
 forumresearch.com

NEWS RELEASE



FORUM RESEARCH INC.

MEDIA INQUIRIES:

Lorne Bozinoff, President
lbozinoff@forumresearch.com
416.960.9603

Member of Family is Lesbian, Gay, Bisexual or Transgendered

'Is a member of your immediate or extended family lesbian, gay, bisexual or transgendered? If you prefer not to answer, let us know.'

['Prefer Not to Answer' Removed]

Age / Gender

%	Total	18-34	35-44	45-54	55-64	65+	Male	Female
Sample	2425	300	292	474	663	696	1084	1341
Yes	30.5	34.4	37.4	26.0	27.7	23.5	27.8	33.0
No	69.5	65.6	62.6	74.0	72.3	76.5	72.2	67.0

Region

%	Total	Atl	Que	ON	Man/Sask	AB	BC
Sample	2425	250	592	859	185	225	314
Yes	30.5	34.6	42.0	28.6	24.9	20.3	23.1
No	69.5	65.4	58.0	71.4	75.1	79.7	76.9

Income

%	Total	<20K	20-40K	40-60K	60-80K	80-100K	100K+
Sample	2425	243	428	361	358	231	423
Yes	30.5	28.6	32.3	31.4	32.1	27.3	34.8
No	69.5	71.4	67.7	68.6	67.9	72.7	65.2

Current Federal Party Preference


%	Total	Cons	Lib	NDP	Green	Bloc	Other Parties
Sample	2425	727	492	778	154	117	85
Yes	30.5	21.7	28.7	34.8	41.1	43.1	25.8
No	69.5	78.3	71.3	65.2	58.9	56.9	74.2

TORONTO

June 28th, 2012

180 Bloor Street W., #1400
Toronto, ON M5S 2V6
T 416.960.9600
F 416.960.9602
forumresearch.com

NEWS RELEASE



FORUM RESEARCH INC.

MEDIA INQUIRIES:

Lorne Bozinoff, President
lbozinoff@forumresearch.com
416.960.9603

TORONTO

June 28th, 2012

Are You Lesbian, Gay, Bisexual or Transgendered

'Are you lesbian, gay, bisexual or transgendered? If you prefer not to answer, let us know.'

['Prefer Not to Answer' Removed]

Age / Gender

%	Total	18-34	35-44	45-54	55-64	65+	Male	Female
Sample	2485	298	293	491	679	724	1113	1372
Yes	5.3	11.1	3.4	3.3	2.6	2.6	5.8	4.9
No	94.7	88.9	96.6	96.7	97.4	97.4	94.2	95.1

Region

%	Total	Atl	Que	ON	Man/Sask	AB	BC
Sample	2485	258	597	891	193	234	312
Yes	5.3	4.7	6.6	5.1	5.4	5.5	3.9
No	94.7	95.3	93.4	94.9	94.6	94.5	96.1

Income

%	Total	<20K	20-40K	40-60K	60-80K	80-100K	100K+
Sample	2485	248	444	356	367	236	425
Yes	5.3	10.5	6.9	5.1	4.1	5.4	5.7
No	94.7	89.5	93.1	94.9	95.9	94.6	94.3

Current Federal Party Preference

%	Total	Cons	Lib	NDP	Green	Bloc	Other Parties
Sample	2485	756	512	788	145	119	88
Yes	5.3	3.3	1.5	7.5	11.1	7.3	5.7
No	94.7	96.7	98.5	92.5	88.9	92.7	94.3

180 Bloor Street W., #1400
Toronto, ON M5S 2V6
T 416.960.9600
F 416.960.9602
forumresearch.com

NEWS RELEASE



FORUM RESEARCH INC.

MEDIA INQUIRIES:

Lorne Bozinoff, President
lbozinoff@forumresearch.com
416.960.9603

TORONTO

June 28th, 2012

Know Someone in a Same-sex Marriage

'Do you know anyone in a same-sex marriage?'

[All Respondents]

Age / Gender

%	Total	18-34	35-44	45-54	55-64	65+	Male	Female
Sample	1529	180	183	310	412	444	695	834
Yes	36.8	33.5	38.3	40.9	39.2	33.5	33.0	40.3
No	63.2	66.5	61.7	59.1	60.8	66.5	67.0	59.7

Region

%	Total	Atl	Que	ON	Man/Sask	AB	BC
Sample	1529	159	414	532	89	130	205
Yes	36.8	41.0	23.9	43.6	35.3	34.3	40.9
No	63.2	59.0	76.1	56.4	64.7	65.7	59.1

Income

%	Total	<20K	20-40K	40-60K	60-80K	80-100K	100K+
Sample	1529	168	274	217	207	132	254
Yes	36.8	26.7	29.7	37.1	36.3	47.3	49.7
No	63.2	73.3	70.3	62.9	63.7	52.7	50.3

Current Federal Party Preference

%	Total	Cons	Lib	NDP	Green	Bloc	Other Parties
Sample	1529	422	333	496	98	80	53
Yes	36.8	34.6	35.7	40.7	38.0	29.7	36.9
No	63.2	65.4	64.3	59.3	62.0	70.3	63.1

180 Bloor Street W., #1400
Toronto, ON M5S 2V6
T 416.960.9600
F 416.960.9602
forumresearch.com

NEWS RELEASE



FORUM RESEARCH INC.

MEDIA INQUIRIES:

Lorne Bozinoff, President
lbozinoff@forumresearch.com
416.960.9603

Member of Family in Same-sex Marriage

'Is a member of your family in a same-sex marriage?'

['All Respondents]

Age / Gender

%	Total	18-34	35-44	45-54	55-64	65+	Male	Female
Sample	1529	180	183	310	412	444	695	834
Yes	6.4	8.0	5.5	5.0	6.5	6.3	5.8	6.9
No	93.6	92.0	94.5	95.0	93.5	93.7	94.2	93.1

Region

%	Total	Atl	Que	ON	Man/Sask	AB	BC
Sample	1529	159	414	532	89	130	205
Yes	6.4	3.8	6.9	6.4	4.7	7.5	6.7
No	93.6	96.2	93.1	93.6	95.3	92.5	93.3

Income

%	Total	<20K	20-40K	40-60K	60-80K	80-100K	100K+
Sample	1529	168	274	217	207	132	254
Yes	6.4	7.5	8.4	7.8	5.9	2.8	8.4
No	93.6	92.5	91.6	92.2	94.1	97.2	91.6

Current Federal Party Preference

%	Total	Cons	Lib	NDP	Green	Bloc	Other Parties
Sample	1529	422	333	496	98	80	53
Yes	6.4	4.3	6.4	6.2	9.8	9.8	9.5
No	93.6	95.7	93.6	93.8	90.2	90.2	90.5

TORONTO

June 28th, 2012

180 Bloor Street W., #1400
Toronto, ON M5S 2V6
T 416.960.9600
F 416.960.9602
forumresearch.com

NEWS RELEASE



FORUM RESEARCH INC.

MEDIA INQUIRIES:

Lorne Bozinoff, President
lbozinoff@forumresearch.com
416.960.9603

Partner in Same-sex Marriage

'Are you a partner in a same-sex marriage?'

[All Respondents]

Age / Gender

%	Total	18-34	35-44	45-54	55-64	65+	Male	Female
Sample	1529	180	183	310	412	444	695	834
Yes	1.6	2.9	0.6	0.7	0.8	2.4	1.0	2.2
No	98.4	97.1	99.4	99.3	99.2	97.6	99.0	97.8

Region

%	Total	Atl	Que	ON	Man/Sask	AB	BC
Sample	1529	159	414	532	89	130	205
Yes	1.6	0.7	2.0	1.8	0.0	3.4	0.3
No	98.4	99.3	98.0	98.2	100.0	96.6	99.7

Income

%	Total	<20K	20-40K	40-60K	60-80K	80-100K	100K+
Sample	1529	168	274	217	207	132	254
Yes	1.6	3.4	0.9	0.9	0.8	0.4	3.2
No	98.4	96.6	99.1	99.1	99.2	99.6	96.8

Current Federal Party Preference


%	Total	Cons	Lib	NDP	Green	Bloc	Other Parties
Sample	1529	422	333	496	98	80	53
Yes	1.6	1.5	1.2	1.0	0.5	3.3	5.3
No	98.4	98.5	98.8	99.0	99.5	96.7	94.7

TORONTO

June 28th, 2012

180 Bloor Street W., #1400
Toronto, ON M5S 2V6
T 416.960.9600
F 416.960.9602
forumresearch.com

NEWS RELEASE



FORUM RESEARCH INC.

MEDIA INQUIRIES:

Lorne Bozinoff, President
lbozinoff@forumresearch.com
416.960.9603

TORONTO

June 28th, 2012

Same-sex Marriage Approval

'Do you approve or disapprove of legalized same-sex marriage?'

['Prefer Not to Answer' Removed]

Age / Gender

%	Total	18-34	35-44	45-54	55-64	65+	Male	Female
Sample	1355	163	163	273	371	385	628	727
Approve	66.4	67.5	78.5	65.0	63.7	54.8	60.5	72.2
Disapprove	33.6	32.5	21.5	35.0	36.3	45.2	39.5	27.8

Region

%	Total	Atl	Que	ON	Man/Sask	AB	BC
Sample	1355	145	359	467	80	117	187
Approve	66.4	65.7	72.0	68.0	63.9	45.6	70.2
Disapprove	33.6	34.3	28.0	32.0	36.1	54.4	29.8

Income

%	Total	<20K	20-40K	40-60K	60-80K	80-100K	100K+
Sample	1355	145	245	195	189	118	234
Approve	66.4	53.6	62.0	69.3	73.6	67.9	79.2
Disapprove	33.6	46.4	38.0	30.7	26.4	32.1	20.8

Current Federal Party Preference

%	Total	Cons	Lib	NDP	Green	Bloc	Other Parties
Sample	1355	376	287	452	91	72	44
Approve	66.4	45.8	68.1	79.8	85.1	77.6	48.8
Disapprove	33.6	54.2	31.9	20.2	14.9	22.4	51.2

180 Bloor Street W., #1400
Toronto, ON M5S 2V6
T 416.960.9600
F 416.960.9602
forumresearch.com

NEWS RELEASE



FORUM RESEARCH INC.

-30-

For more information:

Lorne Bozinoff, Ph.D.

President

Forum Research Inc.

Tel: (416) 960-9603

Fax: (416) 960-9602

E-mail: lbozinoff@forumresearch.com

MEDIA INQUIRIES:

Lorne Bozinoff, President

lbozinoff@forumresearch.com

416.960.9603

TORONTO

June 28th, 2012

180 Bloor Street W., #1400

Toronto, ON M5S 2V6

T 416.960.9600

F 416.960.9602

forumresearch.com