

NEWS RELEASE



MEDIA INQUIRIES:

Lorne Bozinoff, President
lbozinoff@forumresearch.com
416.960.9603

TORONTO
March 31st, 2012

HIGHLIGHTS:

- It was found that the federal Conservative party is in a statistical tie with the NDP (36% and 34%) while the Liberals continue to languish at election levels of support (19%).
- Taking in to account margin for error, these voting intention results—if they hold on Election Day—would see the Conservatives capture 142 seats, down from 151 a week ago, and down from 166 at last spring's election. The NDP would improve their seat count to 126 from 120 last week, and 103 in the general election. The Liberals have seen their projected seat count rise from 25 last week to 36 this week, similar to the 34 seat they captured in the election. The bloc Quebecois has seen their seat count fall from 11 last week to 3 this week, similar to the 4 they won in the past election.

FOR IMMEDIATE RELEASE

Federal Conservatives and NDP still tied; Liberals Stagnant

Mixed reaction on budget

Toronto, March 31st, 2012 – In a Canada-wide poll conducted by Forum Research among adults 18 years of age and older, it was found that the federal Conservative party is in a statistical tie with the NDP (36% and 34%) while the Liberals continue to languish at election levels of support (19%). Compared to the residents of other provinces, the Conservative party found particularly high levels of support among Albertans (56%; compared to 46% British Columbia, 39% Ontario, 33% Manitoba and Saskatchewan, 32% Atlantic, and 19% Quebec).

Conservatives stand to lose majority if election held today; NDP surges; Bloc falls back

Taking in to account margin for error, these voting intention results—if they hold on Election Day—would see the Conservatives capture 142 seats, down from 151 a week ago, and down from 166 at last spring's election. The NDP would improve their seat count to 126 from 120 last week, and 103 in the general election. The Liberals have seen their projected seat count rise from 25 last week to 36 this week, similar to the 34 seat they captured in the election. The bloc Quebecois has seen their seat count fall from 11 last week to 3 this week, similar to the 4 they won in the past election.

Bob Rae's favourables rise; Harper and Mulcair stable

Approval ratings for Liberal Leader Bob Rae are up slightly from last week (32% to 36%), while those for Prime Minister Harper and Opposition Leader Tom Mulcair are stable (at 34% and 32%, respectively). Compared to other age groups, participants less than 35 years of age were more likely to disapprove of the job Harper is doing (64% <34, 53% 35 to 44, 59% 45 to 54, 50% 55 to 64, and 47% 65+). Participants belonging to households making less than \$20K a year were also more likely to disapprove of Harper than the other groups in their category (66%; compared to 60% \$20-\$40K, 52% \$40-\$60K, 57% \$60-\$80K, 52% \$80K-\$100K, and 53% \$100K+). In addition, Albertans were significantly more likely to approve of Harper than participants of any of the other provinces (49%; compared to 39% Ontario, 37% British Columbia, 36% Manitoba and Saskatchewan, 23% Quebec, and 19% Atlantic), and also more likely to disapprove of the job Rae is doing (48%; compared to 42% Ontario, 34% British Columbia, 33% Quebec, 29% Manitoba and Saskatchewan, and 18% Atlantic). In the case of Mulcair, Quebecers were more likely than those of other provinces

180 Bloor Street W., #1400
Toronto, ON M5S 2V6
T 416.960.9600
F 416.960.9602
forumresearch.com

NEWS RELEASE



to approve of the job he is doing (49%; compared to 32% British Columbia, 29% Manitoba and Saskatchewan, 24% Ontario, 31% Atlantic, and 21% Alberta).

Overall reaction to budget is mixed

Somewhat fewer Canadians say Finance Minister Flaherty's recent budget will be good for Canada's economy (37%) than say it will be bad for the economy (42%). Participants 55 years of age and older were more likely than younger age groups to think that the new budget will be good for the economy (28% <34, 36% 35 to 44, 35% 45 to 54, 45% 55 to 64, and 49% 65+). In addition, three quarters of Conservative supporters also think that the new budget will be good for the economy, a significantly higher percent than exhibited by any other political preference group (75%; compared to 33% Liberal, and 17% New Democratic). Looking to each province specifically, residents of Alberta were the most likely to hold that the budget will be good for the economy (52%; compared to 40% British Columbia, 38% Ontario, 34% Manitoba and Saskatchewan, 33% Quebec, and 21% Atlantic).

Eliminating penny, changes to civil service pensions and retirement are popular; cutting CBC's funding, raising age for OAS, selling embassies not so much

Canadians are especially likely to approve of eliminating the penny (65%) having civil servants contribute 50% of their pensions (65%) and requiring civil servants to retire later (63%). Also popular is raising the duty free exemptions (62%), permitting delayed take-up of OAS for a larger payout (58%) and funding for the Coast Guard for new ships and helicopters (55%). Canadians are significantly less likely to approve of changing the age for OAS from 65 to 67 (35%), cutting CBC's funding by 10% (41%) and selling embassies and other buildings abroad and here in Canada (41%). Quebeckers (76%; compared to 66% Manitoba and Saskatchewan, 63% Alberta, 61% Ontario, 59% British Columbia, and 57% Atlantic) and Conservative supporters as well as Bloc Quebecois supporters (77%, 79%; compared to 60% New Democratic and 59% Liberal) were more likely than the other groups in their respective categories to approve of eliminating the penny. Compared to other age groups, participants 65 years and older were more likely to approve raising the age of eligibility for old age security from 65 to 67, starting in 2023 (33% <34, 31% 35 to 44, 24% 45 to 54, 39% 55 to 64, and 52% 65+), while Albertans (49%; compared to 39% Manitoba and Saskatchewan, 36% British Columbia, 34% Ontario, 31% Quebec, and 27% Atlantic) and Conservative supporters (57%; compared to 32% Liberal, and 19% New Democratic) exhibited similar trends compared to other groups in their respective categories. In addition, compared to other groups, participants with high annual household incomes (46% <\$20K, 61% \$20-\$40K, 60% \$40-\$60K, 61%

MEDIA INQUIRIES:

Lorne Bozinoff, President
lbozinoff@forumresearch.com
416.960.9603

TORONTO


March 31st, 2012

HIGHLIGHTS:

- Approval ratings for Liberal Leader Bob Rae are up slightly from last week (32% to 36%), while those for Prime Minister Harper and Opposition Leader Tom Mulcair are stable (at 34% and 32%, respectively).
- Somewhat fewer Canadians say Finance Minister Flaherty's recent budget will be good for Canada's economy (37%) than say it will be bad for the economy (42%).
- Canadians are especially likely to approve of eliminating the penny (65%) having civil servants contribute 50% of their pensions (65%) and requiring civil servants to retire later (63%).
- Canadians are significantly less likely to approve of changing the age for OAS from 65 to 67 (35%), cutting CBC's funding by 10% (41%) and selling embassies and other buildings abroad and here in Canada (41%).

180 Bloor Street W., #1400
Toronto, ON M5S 2V6
T 416.960.9600
F 416.960.9602
forumresearch.com

NEWS RELEASE



MEDIA INQUIRIES:

Lorne Bozinoff, President
lbozinoff@forumresearch.com
416.960.9603

TORONTO

March 31st, 2012

HIGHLIGHTS:

- "These findings show the government has hit the sweet spot with many of their budget provisions, including shiny objects like eliminating the penny and raising duty free exemptions. It will be interesting to see if the less popular provisions, including the controversial decision to raise the age for Old Age Security come back to haunt them in the weeks to come" said Forum Research President, Dr. Lorne Bozinoff.

\$60-\$80K, 70% \$80K-\$100K, and 72% \$100K+) as well as Conservative supporters (74%; compared to 59% Liberal, and 55% New Democratic) exhibited higher levels of approval for raising the duty free exemptions. Again, the budget aspect that permits delayed take-up of OAS was favoured more by participants with high annual household incomes (50% <\$20K, 51% \$20-\$40K, 54% \$40-\$60K, 56% \$60-\$80K, 67% \$80K-\$100K, and 69% \$100K+) and Conservative supporters (74%; compared to 60% Liberal, and 50% New Democratic) when compared to the other groups in their respective categories. Compared to other groups, the proposed funding for the Coast Guard was more likely to elicit disapproval among those less than 35 years old (43% <34, 32% 35 to 44, 29% 45 to 54, 24% 55 to 64, and 27% 65+), as well as Quebeckers (54%; compared to 31% Ontario, 23% Manitoba and Saskatchewan, 21% Alberta, 19% Atlantic, and 18% British Columbia). In contrast, Conservative supporters exhibited high levels of approval for this aspect of the budget (70%; compared to 60% Liberal, and 44% New Democratic). In addition, high levels of Albertans (54%; compared to 47% Ontario, 39% British Columbia, 35% Quebec, 31% Manitoba and Saskatchewan, and 25% Atlantic) and Conservative supporters (71%; compared to 25% New Democratic, and 24% Liberal) approved of cutting CBC's funding by 10%. When it comes to the budget aspect regarding selling embassies and other buildings abroad and here in Canada, residents of the Atlantic region (56%; compared to 47% Quebec, 40% Ontario, 37% Alberta, 34% Manitoba and Saskatchewan, and 33% British Columbia) and Conservative supporters (51%; compared to 40% Liberal, and 36% New Democratic) exhibited relatively high levels of approval. Overall, one half approved of the budget item involving streamlining the environmental process for energy and resource products (50%; compared to 29% Disapprove, and 21% had yet to form an opinion). The highest level of support occurs among Conservative supporters compared to all political preference groups (72%; compared to 46% Liberal, and 37% New Democratic).

"These findings show the government has hit the sweet spot with many of their budget provisions, including shiny objects like eliminating the penny and raising duty free exemptions. It will be interesting to see if the less popular provisions, including the controversial decision to raise the age for Old Age Security come back to haunt them in the weeks to come" said Forum Research President, Dr. Lorne Bozinoff.

180 Bloor Street W., #1400
Toronto, ON M5S 2V6
T 416.960.9600
F 416.960.9602
forumresearch.com

NEWS RELEASE



MEDIA INQUIRIES:
Lorne Bozinoff, President
lbozinoff@forumresearch.com
416.960.9603

TORONTO
March 31st, 2012

Methodology

The poll was conducted by Forum Research with the results based on an interactive voice response telephone survey of 1675 randomly selected residents of Canada aged 18 or older. The poll was conducted on March 30th, 2012.

Results based on the total sample are considered accurate +/- 2.4%, 19 times out of 20. Subsample results will be less accurate. Margins of error for subsample (such as age, gender) results are available at www.forumresearch.com/samplestim.asp.

Where appropriate, the data has been statistically weighted to ensure that the sample reflects the actual population according to the latest Census data.

This research is not necessarily predictive of future outcomes, but rather, captures opinion at one point in time. Forum Research conducted this poll as a public service and to demonstrate our survey research capabilities.

With offices across Canada and around the world, 100% Canadian-owned Forum Research is one of the country's leading survey research firms. This and other polls may be found at Forum's poll archive at www.forumresearch.com/polls.asp

Party Preference Trending

[Decided/Leaning]

| % | Sample | Cons | Lib | NDP | Green | Bloc | Other |
|--|--------|------|-----|-----|-------|------|-------|
| Mar 30 th , 2012 | 1591 | 36 | 19 | 34 | 5 | 5 | 1 |
| Mar 26 th -27 th , 2012 | 1565 | 35 | 19 | 35 | 3 | 7 | 1 |
| Mar 2 nd -3 rd , 2012 | 1603 | 37 | 25 | 28 | 4 | 5 | 1 |
| Feb 6 th , 2012 | 1148 | 36 | 26 | 28 | 3 | 6 | 1 |
| Jan 13 th , 2012 | 1140 | 35 | 25 | 28 | 4 | 6 | 1 |
| Dec 13 th , 2011 | 1160 | 33 | 21 | 27 | 8 | 6 | 5 |
| Federal Election May 2 nd , 2011 | n/a | 40 | 19 | 31 | 4 | 6 | 0 |

Seat Distribution Projection Trending

| % | Cons | Lib | NDP | Green | Bloc | Other |
|--|------|-----|-----|-------|------|-------|
| Mar 30 th , 2012 | 142 | 36 | 126 | 1 | 3 | 0 |
| Mar 26 th -27 th , 2012 | 151 | 25 | 120 | 1 | 11 | 0 |
| Mar 2 nd -3 rd , 2012 | 145 | 69 | 78 | 1 | 15 | 0 |
| Feb 6 th , 2012 | 151 | 60 | 88 | 1 | 8 | 0 |
| Federal Election May 2 nd , 2011 | 166 | 34 | 103 | 1 | 4 | 0 |

180 Bloor Street W., #1400
Toronto, ON M5S 2V6
T 416.960.9600
F 416.960.9602
forumresearch.com

NEWS RELEASE



FORUM RESEARCH INC.

MEDIA INQUIRIES:
Lorne Bozinoff, President
lbozinoff@forumresearch.com
416.960.9603

Federal Leader Approval Rating Trending (% Approve)

[All Respondents]

| % | Sample | Rae | Harper | Mulcair |
|---|--------|-----|--------|---------|
| Mar 30 th , 2012 | 1675 | 36 | 34 | 32 |
| Mar 26 th -27 th , 2012 | 1638 | 32 | 34 | 32 |

TORONTO
March 31st, 2012


Budget Item Approval Summary

[All Respondents]

| % | Approve | Disapprove | Don't know |
|---|---------|------------|------------|
| Overall (% Good for economy vs. %Bad for the economy) | 37 | 42 | 21 |
| Eliminating the penny | 65 | 28 | 7 |
| Newly hired civil servants to pay one half their pension contributions instead of 40% | 65 | 21 | 14 |
| Newly hired civil servants to retire at 65 instead of at 55 or 60 | 63 | 26 | 11 |
| Increasing cross-border duty free allowances to \$200 for 24 hours and \$800 for 48 hours | 62 | 25 | 13 |
| Allowing retirees to defer old age security for 5 years for a larger payout | 58 | 24 | 18 |
| \$5 billion in funding to the Coast Guard for new helicopters and ships | 55 | 32 | 13 |
| Revising government regulations to streamline the environmental review process for energy and resource projects | 50 | 29 | 21 |
| Establishing a national park in the Rouge River Valley outside Toronto | 47 | 22 | 30 |
| Cutting 19,000 civil service jobs, including 12,000 through layoffs and 7000 through attrition | 46 | 40 | 14 |
| Selling official residences and consulates abroad and here in Canada | 41 | 27 | 31 |
| Cutting the CBC's budget by 10% or \$115 million over 3 years | 41 | 43 | 16 |
| Raising the age of eligibility for old age security from 65 to 67, starting in 2023 | 35 | 61 | 4 |

180 Bloor Street W., #1400
Toronto, ON M5S 2V6
T 416.960.9600
F 416.960.9602
forumresearch.com

NEWS RELEASE



MEDIA INQUIRIES:
Lorne Bozinoff, President
lbozinoff@forumresearch.com
416.960.9603

TORONTO
March 31st, 2012

Federal Party Preference

'If the federal election were held today, which party would you be most likely to vote for?'+ 'Even though you may not have made up your mind, which party are you leaning towards at this time?'

[Decided/Leaning]

Age / Gender

| % | Total | 18-34 | 35-44 | 45-54 | 55-64 | 65+ | Male | Female |
|----------------|-------|-------|-------|-------|-------|-----|------|--------|
| Sample | 1591 | 186 | 209 | 325 | 418 | 453 | 785 | 806 |
| Conservative | 36 | 27 | 34 | 33 | 40 | 42 | 41 | 31 |
| Liberal | 19 | 16 | 22 | 14 | 17 | 24 | 17 | 20 |
| New Democratic | 34 | 37 | 29 | 40 | 37 | 28 | 32 | 37 |
| Green | 5 | 11 | 8 | 5 | 2 | 2 | 5 | 6 |
| Bloc Quebecois | 5 | 8 | 6 | 7 | 5 | 3 | 5 | 6 |
| Other Parties | 1 | 1 | 1 | 1 | 0 | 1 | 1 | 1 |

Region

| % | Total | Atlantic | Quebec | Ontario | Prairies | Alberta | BC |
|----------------|-------|----------|--------|---------|----------|---------|-----|
| Sample | 1591 | 101 | 384 | 612 | 135 | 153 | 206 |
| Conservative | 36 | 32 | 19 | 39 | 33 | 56 | 46 |
| Liberal | 19 | 25 | 12 | 25 | 18 | 12 | 12 |
| New Democratic | 34 | 40 | 42 | 30 | 41 | 21 | 34 |
| Green | 5 | 2 | 4 | 5 | 8 | 9 | 7 |
| Bloc Quebecois | 5 | 0 | 22 | 0 | 0 | 0 | 0 |
| Other Parties | 1 | 0 | 1 | 1 | 1 | 2 | 1 |

180 Bloor Street W., #1400
Toronto, ON M5S 2V6
T 416.960.9600
F 416.960.9602
forumresearch.com

NEWS RELEASE



MEDIA INQUIRIES:
Lorne Bozinoff, President
lbozinoff@forumresearch.com
416.960.9603

Income

| % | Total | <20K | 20-40K | 40-60K | 60-80K | 80-100K | 100K+ |
|----------------|-------|------|--------|--------|--------|---------|-------|
| sample | 1591 | 201 | 279 | 261 | 191 | 156 | 280 |
| Conservative | 36 | 27 | 28 | 40 | 34 | 39 | 40 |
| Liberal | 19 | 20 | 19 | 14 | 20 | 17 | 22 |
| New Democratic | 34 | 36 | 42 | 32 | 37 | 33 | 28 |
| Green | 5 | 10 | 5 | 3 | 3 | 4 | 6 |
| Bloc Quebecois | 5 | 4 | 7 | 10 | 5 | 6 | 3 |
| Other Parties | 1 | 2 | 1 | 1 | 1 | 0 | 1 |

TORONTO
March 31st, 2012

Past Vote (2011 Federal Election)

| % | Total | Cons | Lib | NDP | Green | Bloc | Other Parties |
|----------------|-------|------|-----|-----|-------|------|---------------|
| Sample | 1591 | 570 | 307 | 420 | 73 | 91 | 49 |
| Conservative | 36 | 84 | 6 | 6 | 18 | 10 | 17 |
| Liberal | 19 | 5 | 66 | 5 | 13 | 7 | 15 |
| New Democratic | 34 | 7 | 25 | 81 | 31 | 15 | 38 |
| Green | 5 | 2 | 3 | 3 | 37 | 5 | 16 |
| Bloc Quebecois | 5 | 1 | 0 | 4 | 0 | 64 | 2 |
| Other Parties | 1 | 1 | 0 | 0 | 1 | 0 | 11 |

180 Bloor Street W., #1400
Toronto, ON M5S 2V6
T 416.960.9600
F 416.960.9602
forumresearch.com

NEWS RELEASE



FORUM RESEARCH INC.

MEDIA INQUIRIES:

Lorne Bozinoff, President
 lbozinoff@forumresearch.com
 416.960.9603

TORONTO

March 31st, 2012

Approval of Leaders:

Conservative

'Do you approve or disapprove of the job Stephen Harper is doing as Prime Minister?'

[All Respondents]

Age / Gender

| % | Total | 18-34 | 35-44 | 45-54 | 55-64 | 65+ | Male | Female |
|------------|-------|-------|-------|-------|-------|-----|------|--------|
| Sample | 1675 | 196 | 222 | 348 | 441 | 468 | 823 | 852 |
| Approve | 34 | 25 | 35 | 31 | 44 | 44 | 39 | 30 |
| Disapprove | 56 | 64 | 53 | 59 | 50 | 47 | 53 | 59 |
| Don't Know | 10 | 12 | 11 | 9 | 6 | 9 | 8 | 12 |

Region

| % | Total | Atlantic | Quebec | Ontario | Prairies | Alberta | BC |
|------------|-------|----------|--------|---------|----------|---------|-----|
| Sample | 1675 | 109 | 401 | 646 | 144 | 162 | 213 |
| Approve | 34 | 19 | 23 | 39 | 36 | 49 | 37 |
| Disapprove | 56 | 61 | 68 | 52 | 58 | 39 | 56 |
| Don't Know | 10 | 21 | 9 | 10 | 6 | 12 | 7 |

Income

| % | Total | <20K | 20-40K | 40-60K | 60-80K | 80-100K | 100K+ |
|------------|-------|------|--------|--------|--------|---------|-------|
| sample | 1675 | 215 | 294 | 269 | 200 | 163 | 290 |
| Approve | 34 | 21 | 31 | 43 | 34 | 37 | 38 |
| Disapprove | 56 | 66 | 60 | 52 | 57 | 52 | 53 |
| Don't Know | 10 | 13 | 9 | 6 | 9 | 11 | 9 |

Current Federal Party Preference

| % | Total | Cons | Lib | NDP | Green | Bloc | Other Parties |
|------------|-------|------|-----|-----|-------|------|---------------|
| Sample | 1675 | 545 | 293 | 500 | 108 | 79 | 66 |
| Approve | 34 | 88 | 15 | 7 | 11 | 19 | 26 |
| Disapprove | 56 | 7 | 76 | 85 | 78 | 80 | 57 |
| Don't Know | 10 | 4 | 9 | 9 | 11 | 2 | 17 |

180 Bloor Street W., #1400
 Toronto, ON M5S 2V6
 T 416.960.9600
 F 416.960.9602
 forumresearch.com

NEWS RELEASE



FORUM RESEARCH INC.

MEDIA INQUIRIES:

Lorne Bozinoff, President
 lbozinoff@forumresearch.com
 416.960.9603

NDP

'Do you approve or disapprove of the job Thomas Mulcair is doing as Leader of the Opposition?'

[All Respondents]

Age / Gender

| % | Total | 18-34 | 35-44 | 45-54 | 55-64 | 65+ | Male | Female |
|------------|-------|-------|-------|-------|-------|-----|------|--------|
| Sample | 1675 | 196 | 222 | 348 | 441 | 468 | 823 | 852 |
| Approve | 32 | 27 | 29 | 36 | 38 | 33 | 34 | 30 |
| Disapprove | 25 | 28 | 25 | 24 | 20 | 24 | 27 | 23 |
| Don't Know | 43 | 45 | 46 | 40 | 42 | 43 | 39 | 47 |

Region

| % | Total | Atlantic | Quebec | Ontario | Prairies | Alberta | BC |
|------------|-------|----------|--------|---------|----------|---------|-----|
| Sample | 1675 | 109 | 401 | 646 | 144 | 162 | 213 |
| Approve | 32 | 31 | 49 | 24 | 29 | 21 | 32 |
| Disapprove | 25 | 14 | 17 | 31 | 23 | 29 | 26 |
| Don't Know | 43 | 55 | 34 | 45 | 48 | 50 | 43 |

Income

| % | Total | <20K | 20-40K | 40-60K | 60-80K | 80-100K | 100K+ |
|------------|-------|------|--------|--------|--------|---------|-------|
| sample | 1675 | 215 | 294 | 269 | 200 | 163 | 290 |
| Approve | 32 | 27 | 32 | 37 | 40 | 40 | 30 |
| Disapprove | 25 | 30 | 26 | 24 | 21 | 18 | 31 |
| Don't Know | 43 | 43 | 42 | 38 | 39 | 42 | 40 |

Current Federal Party Preference

| % | Total | Cons | Lib | NDP | Green | Bloc | Other Parties |
|------------|-------|------|-----|-----|-------|------|---------------|
| Sample | 1675 | 545 | 293 | 500 | 108 | 79 | 66 |
| Approve | 32 | 17 | 36 | 51 | 20 | 45 | 20 |
| Disapprove | 25 | 38 | 22 | 10 | 37 | 17 | 36 |
| Don't Know | 43 | 46 | 42 | 39 | 43 | 38 | 44 |

TORONTO

March 31st, 2012

180 Bloor Street W., #1400
 Toronto, ON M5S 2V6
 T 416.960.9600
 F 416.960.9602
 forumresearch.com

NEWS RELEASE



FORUM RESEARCH INC.

MEDIA INQUIRIES:

Lorne Bozinoff, President
 lbozinoff@forumresearch.com
 416.960.9603

TORONTO

March 31st, 2012

Liberal

'Do you approve or disapprove of the job Bob Rae is doing as leader of the Liberal Party?'

[All Respondents]

Age / Gender

| % | Total | 18-34 | 35-44 | 45-54 | 55-64 | 65+ | Male | Female |
|------------|-------|-------|-------|-------|-------|-----|------|--------|
| Sample | 1675 | 196 | 222 | 348 | 441 | 468 | 823 | 852 |
| Approve | 36 | 32 | 34 | 35 | 39 | 41 | 39 | 32 |
| Disapprove | 37 | 34 | 33 | 40 | 41 | 38 | 40 | 34 |
| Don't Know | 28 | 33 | 33 | 26 | 20 | 22 | 21 | 34 |

Region

| % | Total | Atlantic | Quebec | Ontario | Prairies | Alberta | BC |
|------------|-------|----------|--------|---------|----------|---------|-----|
| Sample | 1675 | 109 | 401 | 646 | 144 | 162 | 213 |
| Approve | 36 | 43 | 38 | 37 | 37 | 24 | 30 |
| Disapprove | 37 | 18 | 33 | 42 | 29 | 48 | 34 |
| Don't Know | 28 | 40 | 28 | 21 | 35 | 29 | 36 |

Income

| % | Total | <20K | 20-40K | 40-60K | 60-80K | 80-100K | 100K+ |
|------------|-------|------|--------|--------|--------|---------|-------|
| sample | 1675 | 215 | 294 | 269 | 200 | 163 | 290 |
| Approve | 36 | 31 | 34 | 33 | 41 | 41 | 40 |
| Disapprove | 37 | 40 | 39 | 42 | 31 | 35 | 35 |
| Don't Know | 28 | 30 | 27 | 24 | 29 | 24 | 25 |

Current Federal Party Preference

| % | Total | Cons | Lib | NDP | Green | Bloc | Other Parties |
|------------|-------|------|-----|-----|-------|------|---------------|
| Sample | 1675 | 545 | 293 | 500 | 108 | 79 | 66 |
| Approve | 36 | 19 | 75 | 38 | 27 | 29 | 26 |
| Disapprove | 37 | 56 | 10 | 29 | 42 | 47 | 50 |
| Don't Know | 28 | 25 | 15 | 33 | 31 | 24 | 24 |

180 Bloor Street W., #1400
 Toronto, ON M5S 2V6
 T 416.960.9600
 F 416.960.9602
 forumresearch.com

NEWS RELEASE



FORUM RESEARCH INC.

MEDIA INQUIRIES:

Lorne Bozinoff, President
 lbozinoff@forumresearch.com
 416.960.9603

Opinion of Whether New Budget Will Be Good For the Economy or Not

'Finance Minister Jim Flaherty released the federal budget yesterday. Do you think this budget will be good for Canada's economy or bad for Canada's economy?'

[All Respondents]

Age / Gender

| % | Total | 18-34 | 35-44 | 45-54 | 55-64 | 65+ | Male | Female |
|----------------------|-------|-------|-------|-------|-------|-----|------|--------|
| Sample | 1675 | 196 | 222 | 348 | 441 | 468 | 823 | 852 |
| Good For The Economy | 37 | 28 | 36 | 35 | 45 | 49 | 43 | 31 |
| Bad For The Economy | 42 | 45 | 44 | 47 | 36 | 32 | 40 | 44 |
| Don't Know | 21 | 27 | 19 | 18 | 20 | 19 | 17 | 25 |

Region

| % | Total | Atl | Que | ON | Man / Sask | AB | BC |
|----------------------|-------|-----|-----|-----|------------|-----|-----|
| Sample | 1675 | 109 | 401 | 646 | 144 | 162 | 213 |
| Good For The Economy | 37 | 21 | 33 | 38 | 34 | 52 | 40 |
| Bad For The Economy | 42 | 55 | 46 | 41 | 39 | 25 | 41 |
| Don't Know | 21 | 23 | 22 | 20 | 27 | 23 | 19 |

Income

| % | Total | <\$20K | \$20K-40K | \$40K-60K | \$60K-80K | \$80K-100K | \$100K+ |
|----------------------|-------|--------|-----------|-----------|-----------|------------|---------|
| Sample | 1675 | 215 | 294 | 269 | 200 | 163 | 290 |
| Good For The Economy | 37 | 24 | 33 | 40 | 39 | 45 | 41 |
| Bad For The Economy | 42 | 46 | 47 | 42 | 46 | 36 | 41 |
| Don't Know | 21 | 30 | 20 | 19 | 15 | 20 | 18 |

TORONTO
March 31st, 2012

180 Bloor Street W., #1400
 Toronto, ON M5S 2V6
 T 416.960.9600
 F 416.960.9602
 forumresearch.com

NEWS RELEASE



MEDIA INQUIRIES:
Lorne Bozinoff, President
lbozinoff@forumresearch.com
416.960.9603

Current Federal Party Preference

| % | Total | Con | Lib | NDP | Green | Bloc | Other |
|----------------------|-------|-----|-----|-----|-------|------|-------|
| Sample | 1675 | 545 | 293 | 500 | 108 | 79 | 66 |
| Good For The Economy | 37 | 75 | 33 | 17 | 21 | 20 | 19 |
| Bad For The Economy | 42 | 10 | 46 | 64 | 54 | 59 | 52 |
| Don't Know | 21 | 15 | 20 | 19 | 26 | 21 | 29 |

TORONTO
March 31st, 2012

NEWS RELEASE



MEDIA INQUIRIES:
 Lorne Bozinoff, President
 lbozinoff@forumresearch.com
 416.960.9603

TORONTO
March 31st, 2012

Approval Federal Budget Specifics:

'Do you approve or disapprove of each of the following items from the federal budget?'

Eliminating the penny

[All Respondents]

Age / Gender

| % | Total | 18-34 | 35-44 | 45-54 | 55-64 | 65+ | Male | Female |
|------------|-------|-------|-------|-------|-------|-----|------|--------|
| Sample | 1675 | 196 | 222 | 348 | 441 | 468 | 823 | 852 |
| Approve | 65 | 59 | 66 | 62 | 69 | 73 | 71 | 59 |
| Disapprove | 28 | 34 | 29 | 31 | 25 | 19 | 24 | 33 |
| Don't Know | 7 | 7 | 5 | 7 | 7 | 8 | 5 | 8 |

Region

| % | Total | Atl | Que | ON | Man / Sask | AB | BC |
|------------|-------|-----|-----|-----|------------|-----|-----|
| Sample | 1675 | 109 | 401 | 646 | 144 | 162 | 213 |
| Approve | 65 | 57 | 76 | 61 | 66 | 63 | 59 |
| Disapprove | 28 | 39 | 19 | 31 | 27 | 27 | 34 |
| Don't Know | 7 | 4 | 5 | 8 | 7 | 10 | 6 |

Income

| % | Total | <\$20K | \$20K-40K | \$40K-60K | \$60K-80K | \$80K-100K | \$100K+ |
|------------|-------|--------|-----------|-----------|-----------|------------|---------|
| Sample | 1675 | 215 | 294 | 269 | 200 | 163 | 290 |
| Approve | 65 | 54 | 64 | 68 | 67 | 69 | 72 |
| Disapprove | 28 | 35 | 29 | 27 | 29 | 26 | 24 |
| Don't Know | 7 | 11 | 7 | 5 | 4 | 5 | 3 |

Current Federal Party Preference

| % | Total | Con | Lib | NDP | Green | Bloc | Other |
|------------|-------|-----|-----|-----|-------|------|-------|
| Sample | 1675 | 545 | 293 | 500 | 108 | 79 | 66 |
| Approve | 65 | 77 | 59 | 60 | 58 | 79 | 60 |
| Disapprove | 28 | 17 | 35 | 33 | 36 | 19 | 30 |
| Don't Know | 7 | 6 | 6 | 7 | 6 | 2 | 10 |

180 Bloor Street W., #1400
 Toronto, ON M5S 2V6
 T 416.960.9600
 F 416.960.9602
 forumresearch.com

NEWS RELEASE



MEDIA INQUIRIES:
Lorne Bozinoff, President
lbozinoff@forumresearch.com
416.960.9603

Raising the age of eligibility for old age security from 65 to 67, starting in 2023

[All Respondents]

Age / Gender

| % | Total | 18-34 | 35-44 | 45-54 | 55-64 | 65+ | Male | Female |
|------------|-------|-------|-------|-------|-------|-----|------|--------|
| Sample | 1675 | 196 | 222 | 348 | 441 | 468 | 823 | 852 |
| Approve | 35 | 33 | 31 | 24 | 39 | 52 | 40 | 31 |
| Disapprove | 61 | 63 | 64 | 73 | 56 | 43 | 57 | 65 |
| Don't Know | 4 | 4 | 5 | 3 | 5 | 5 | 4 | 5 |

Region

| % | Total | Atl | Que | ON | Man / Sask | AB | BC |
|------------|-------|-----|-----|-----|------------|-----|-----|
| Sample | 1675 | 109 | 401 | 646 | 144 | 162 | 213 |
| Approve | 35 | 27 | 31 | 34 | 39 | 49 | 36 |
| Disapprove | 61 | 69 | 65 | 62 | 54 | 45 | 61 |
| Don't Know | 4 | 4 | 4 | 4 | 7 | 7 | 3 |

Income

| % | Total | <\$20K | \$20K-40K | \$40K-60K | \$60K-80K | \$80K-100K | \$100K+ |
|------------|-------|--------|-----------|-----------|-----------|------------|---------|
| Sample | 1675 | 215 | 294 | 269 | 200 | 163 | 290 |
| Approve | 35 | 29 | 34 | 40 | 32 | 33 | 37 |
| Disapprove | 61 | 65 | 62 | 56 | 63 | 65 | 59 |
| Don't Know | 4 | 6 | 4 | 4 | 5 | 2 | 4 |

Current Federal Party Preference

| % | Total | Con | Lib | NDP | Green | Bloc | Other |
|------------|-------|-----|-----|-----|-------|------|-------|
| Sample | 1675 | 545 | 293 | 500 | 108 | 79 | 66 |
| Approve | 35 | 57 | 32 | 19 | 27 | 28 | 39 |
| Disapprove | 61 | 38 | 65 | 77 | 68 | 68 | 55 |
| Don't Know | 4 | 5 | 3 | 3 | 5 | 4 | 6 |

TORONTO
March 31st, 2012

NEWS RELEASE



FORUM RESEARCH INC.

MEDIA INQUIRIES:
Lorne Bozinoff, President
lbozinoff@forumresearch.com
416.960.9603

Cutting the CBC's budget by 10% or \$115 million over 3 years

[All Respondents]

Age / Gender

| % | Total | 18-34 | 35-44 | 45-54 | 55-64 | 65+ | Male | Female |
|------------|-------|-------|-------|-------|-------|-----|------|--------|
| Sample | 1675 | 196 | 222 | 348 | 441 | 468 | 823 | 852 |
| Approve | 41 | 32 | 43 | 44 | 46 | 46 | 46 | 36 |
| Disapprove | 43 | 45 | 41 | 44 | 43 | 40 | 43 | 42 |
| Don't Know | 16 | 23 | 16 | 13 | 11 | 14 | 11 | 22 |

Region

| % | Total | Atl | Que | ON | Man / Sask | AB | BC |
|------------|-------|-----|-----|-----|------------|-----|-----|
| Sample | 1675 | 109 | 401 | 646 | 144 | 162 | 213 |
| Approve | 41 | 25 | 35 | 47 | 31 | 54 | 39 |
| Disapprove | 43 | 52 | 40 | 40 | 60 | 33 | 48 |
| Don't Know | 16 | 22 | 25 | 13 | 9 | 13 | 13 |

Income


| % | Total | <\$20K | \$20K-40K | \$40K-60K | \$60K-80K | \$80K-100K | \$100K+ |
|------------|-------|--------|-----------|-----------|-----------|------------|---------|
| Sample | 1675 | 215 | 294 | 269 | 200 | 163 | 290 |
| Approve | 41 | 29 | 37 | 46 | 42 | 44 | 46 |
| Disapprove | 43 | 41 | 44 | 40 | 44 | 46 | 49 |
| Don't Know | 16 | 30 | 18 | 13 | 14 | 10 | 5 |

Current Federal Party Preference

| % | Total | Con | Lib | NDP | Green | Bloc | Other |
|------------|-------|-----|-----|-----|-------|------|-------|
| Sample | 1675 | 545 | 293 | 500 | 108 | 79 | 66 |
| Approve | 41 | 71 | 24 | 25 | 33 | 27 | 48 |
| Disapprove | 43 | 16 | 65 | 58 | 44 | 48 | 30 |
| Don't Know | 16 | 13 | 12 | 17 | 24 | 25 | 22 |

TORONTO
March 31st, 2012

NEWS RELEASE



FORUM RESEARCH INC.

MEDIA INQUIRIES:

Lorne Bozinoff, President
 lbozinoff@forumresearch.com
 416.960.9603

TORONTO
March 31st, 2012

Cutting 19,000 civil service jobs, including 12,000 through layoffs and 7000 through attrition

[All Respondents]

Age / Gender

| % | Total | 18-34 | 35-44 | 45-54 | 55-64 | 65+ | Male | Female |
|------------|-------|-------|-------|-------|-------|-----|------|--------|
| Sample | 1675 | 196 | 222 | 348 | 441 | 468 | 823 | 852 |
| Approve | 46 | 31 | 47 | 52 | 55 | 56 | 54 | 39 |
| Disapprove | 40 | 50 | 42 | 39 | 35 | 28 | 36 | 44 |
| Don't Know | 14 | 19 | 11 | 10 | 10 | 16 | 10 | 17 |

Region

| % | Total | Atl | Que | ON | Man / Sask | AB | BC |
|------------|-------|-----|-----|-----|------------|-----|-----|
| Sample | 1675 | 109 | 401 | 646 | 144 | 162 | 213 |
| Approve | 46 | 31 | 48 | 46 | 49 | 49 | 48 |
| Disapprove | 40 | 55 | 39 | 41 | 40 | 38 | 34 |
| Don't Know | 14 | 14 | 13 | 13 | 11 | 13 | 18 |

Income

| % | Total | <\$20K | \$20K-40K | \$40K-60K | \$60K-80K | \$80K-100K | \$100K+ |
|------------|-------|--------|-----------|-----------|-----------|------------|---------|
| Sample | 1675 | 215 | 294 | 269 | 200 | 163 | 290 |
| Approve | 46 | 28 | 46 | 47 | 54 | 53 | 53 |
| Disapprove | 40 | 49 | 44 | 42 | 37 | 33 | 37 |
| Don't Know | 14 | 23 | 10 | 11 | 9 | 14 | 10 |

Current Federal Party Preference

| % | Total | Con | Lib | NDP | Green | Bloc | Other |
|------------|-------|-----|-----|-----|-------|------|-------|
| Sample | 1675 | 545 | 293 | 500 | 108 | 79 | 66 |
| Approve | 46 | 74 | 37 | 32 | 29 | 37 | 37 |
| Disapprove | 40 | 16 | 49 | 54 | 50 | 48 | 51 |
| Don't Know | 14 | 9 | 15 | 14 | 21 | 16 | 11 |

180 Bloor Street W., #1400
 Toronto, ON M5S 2V6
 T 416.960.9600
 F 416.960.9602
 forumresearch.com

NEWS RELEASE



FORUM RESEARCH INC.

MEDIA INQUIRIES:

Lorne Bozinoff, President
 lbozinoff@forumresearch.com
 416.960.9603

Increasing cross-border duty free allowances to \$200 for 24 hours and \$800 for 48 hours

[All Respondents]

Age / Gender

| % | Total | 18-34 | 35-44 | 45-54 | 55-64 | 65+ | Male | Female |
|------------|-------|-------|-------|-------|-------|-----|------|--------|
| Sample | 1675 | 196 | 222 | 348 | 441 | 468 | 823 | 852 |
| Approve | 62 | 56 | 69 | 63 | 66 | 57 | 66 | 58 |
| Disapprove | 25 | 22 | 21 | 26 | 27 | 31 | 25 | 25 |
| Don't Know | 13 | 22 | 11 | 11 | 7 | 11 | 10 | 17 |

Region

| % | Total | Atl | Que | ON | Man / Sask | AB | BC |
|------------|-------|-----|-----|-----|------------|-----|-----|
| Sample | 1675 | 109 | 401 | 646 | 144 | 162 | 213 |
| Approve | 62 | 63 | 55 | 63 | 68 | 64 | 63 |
| Disapprove | 25 | 23 | 29 | 24 | 23 | 17 | 28 |
| Don't Know | 13 | 14 | 16 | 13 | 9 | 19 | 9 |

Income

| % | Total | <\$20K | \$20K-40K | \$40K-60K | \$60K-80K | \$80K-100K | \$100K+ |
|------------|-------|--------|-----------|-----------|-----------|------------|---------|
| Sample | 1675 | 215 | 294 | 269 | 200 | 163 | 290 |
| Approve | 62 | 46 | 61 | 60 | 61 | 70 | 72 |
| Disapprove | 25 | 29 | 26 | 27 | 27 | 27 | 18 |
| Don't Know | 13 | 25 | 13 | 13 | 12 | 3 | 10 |

Current Federal Party Preference


| % | Total | Con | Lib | NDP | Green | Bloc | Other |
|------------|-------|-----|-----|-----|-------|------|-------|
| Sample | 1675 | 545 | 293 | 500 | 108 | 79 | 66 |
| Approve | 62 | 74 | 59 | 55 | 56 | 53 | 64 |
| Disapprove | 25 | 17 | 29 | 30 | 29 | 31 | 21 |
| Don't Know | 13 | 9 | 12 | 15 | 16 | 16 | 15 |

TORONTO

March 31st, 2012

180 Bloor Street W., #1400
 Toronto, ON M5S 2V6
 T 416.960.9600
 F 416.960.9602
 forumresearch.com

NEWS RELEASE



FORUM RESEARCH INC.

MEDIA INQUIRIES:

Lorne Bozinoff, President
 lbozinoff@forumresearch.com
 416.960.9603

Establishing a national park in the Rouge River Valley outside Toronto

[All Respondents]

Age / Gender

| % | Total | 18-34 | 35-44 | 45-54 | 55-64 | 65+ | Male | Female |
|------------|-------|-------|-------|-------|-------|-----|------|--------|
| Sample | 1675 | 196 | 222 | 348 | 441 | 468 | 823 | 852 |
| Approve | 47 | 49 | 49 | 46 | 47 | 42 | 51 | 44 |
| Disapprove | 22 | 22 | 23 | 22 | 25 | 21 | 23 | 22 |
| Don't Know | 30 | 29 | 28 | 31 | 27 | 38 | 26 | 34 |

Region

| % | Total | Atl | Que | ON | Man / Sask | AB | BC |
|------------|-------|-----|-----|-----|------------|-----|-----|
| Sample | 1675 | 109 | 401 | 646 | 144 | 162 | 213 |
| Approve | 47 | 31 | 47 | 56 | 36 | 34 | 45 |
| Disapprove | 22 | 25 | 30 | 18 | 22 | 25 | 18 |
| Don't Know | 30 | 44 | 23 | 25 | 42 | 40 | 37 |

Income

| % | Total | <\$20K | \$20K-40K | \$40K-60K | \$60K-80K | \$80K-100K | \$100K+ |
|------------|-------|--------|-----------|-----------|-----------|------------|---------|
| Sample | 1675 | 215 | 294 | 269 | 200 | 163 | 290 |
| Approve | 47 | 39 | 46 | 54 | 50 | 44 | 52 |
| Disapprove | 22 | 24 | 27 | 22 | 23 | 22 | 21 |
| Don't Know | 30 | 37 | 27 | 24 | 27 | 34 | 27 |

Current Federal Party Preference

| % | Total | Con | Lib | NDP | Green | Bloc | Other |
|------------|-------|-----|-----|-----|-------|------|-------|
| Sample | 1675 | 545 | 293 | 500 | 108 | 79 | 66 |
| Approve | 47 | 45 | 50 | 47 | 53 | 57 | 38 |
| Disapprove | 22 | 21 | 23 | 22 | 24 | 27 | 25 |
| Don't Know | 30 | 34 | 27 | 30 | 23 | 16 | 38 |

TORONTO
March 31st, 2012

180 Bloor Street W., #1400
 Toronto, ON M5S 2V6
 T 416.960.9600
 F 416.960.9602
 forumresearch.com

NEWS RELEASE



FORUM RESEARCH INC.

MEDIA INQUIRIES:

Lorne Bozinoff, President
 lbozinoff@forumresearch.com
 416.960.9603

TORONTO

March 31st, 2012

Selling official residences and consulates abroad and here in Canada

[All Respondents]

Age / Gender

| % | Total | 18-34 | 35-44 | 45-54 | 55-64 | 65+ | Male | Female |
|------------|-------|-------|-------|-------|-------|-----|------|--------|
| Sample | 1675 | 196 | 222 | 348 | 441 | 468 | 823 | 852 |
| Approve | 41 | 30 | 44 | 46 | 47 | 45 | 44 | 39 |
| Disapprove | 27 | 31 | 27 | 27 | 25 | 24 | 31 | 24 |
| Don't Know | 31 | 39 | 29 | 27 | 28 | 31 | 25 | 37 |

Region

| % | Total | Atl | Que | ON | Man / Sask | AB | BC |
|------------|-------|-----|-----|-----|------------|-----|-----|
| Sample | 1675 | 109 | 401 | 646 | 144 | 162 | 213 |
| Approve | 41 | 56 | 47 | 40 | 34 | 37 | 33 |
| Disapprove | 27 | 19 | 24 | 28 | 28 | 33 | 33 |
| Don't Know | 31 | 26 | 29 | 32 | 38 | 30 | 34 |

Income

| % | Total | <\$20K | \$20K-40K | \$40K-60K | \$60K-80K | \$80K-100K | \$100K+ |
|------------|-------|--------|-----------|-----------|-----------|------------|---------|
| Sample | 1675 | 215 | 294 | 269 | 200 | 163 | 290 |
| Approve | 41 | 25 | 41 | 44 | 47 | 47 | 44 |
| Disapprove | 27 | 32 | 25 | 21 | 26 | 28 | 36 |
| Don't Know | 31 | 43 | 34 | 35 | 27 | 25 | 20 |

Current Federal Party Preference

| % | Total | Con | Lib | NDP | Green | Bloc | Other |
|------------|-------|-----|-----|-----|-------|------|-------|
| Sample | 1675 | 545 | 293 | 500 | 108 | 79 | 66 |
| Approve | 41 | 51 | 40 | 36 | 33 | 43 | 41 |
| Disapprove | 27 | 17 | 37 | 31 | 31 | 22 | 35 |
| Don't Know | 31 | 32 | 23 | 33 | 37 | 35 | 24 |

180 Bloor Street W., #1400
 Toronto, ON M5S 2V6
 T 416.960.9600
 F 416.960.9602
 forumresearch.com

NEWS RELEASE



MEDIA INQUIRIES:
 Lorne Bozinoff, President
 lbozinoff@forumresearch.com
 416.960.9603

Allowing retirees to defer old age security for 5 years for a larger payout

[All Respondents]

Age / Gender

| % | Total | 18-34 | 35-44 | 45-54 | 55-64 | 65+ | Male | Female |
|------------|-------|-------|-------|-------|-------|-----|------|--------|
| Sample | 1675 | 196 | 222 | 348 | 441 | 468 | 823 | 852 |
| Approve | 58 | 53 | 63 | 57 | 63 | 56 | 63 | 53 |
| Disapprove | 24 | 24 | 23 | 28 | 23 | 24 | 23 | 26 |
| Don't Know | 18 | 22 | 14 | 14 | 14 | 20 | 14 | 21 |

Region

| % | Total | Atl | Que | ON | Man / Sask | AB | BC |
|------------|-------|-----|-----|-----|------------|-----|-----|
| Sample | 1675 | 109 | 401 | 646 | 144 | 162 | 213 |
| Approve | 58 | 56 | 47 | 59 | 68 | 69 | 60 |
| Disapprove | 24 | 23 | 34 | 24 | 17 | 18 | 18 |
| Don't Know | 18 | 22 | 18 | 17 | 15 | 13 | 22 |

Income

| % | Total | <\$20K | \$20K-40K | \$40K-60K | \$60K-80K | \$80K-100K | \$100K+ |
|------------|-------|--------|-----------|-----------|-----------|------------|---------|
| Sample | 1675 | 215 | 294 | 269 | 200 | 163 | 290 |
| Approve | 58 | 50 | 51 | 54 | 56 | 67 | 69 |
| Disapprove | 24 | 29 | 26 | 35 | 28 | 22 | 18 |
| Don't Know | 18 | 20 | 23 | 11 | 17 | 10 | 13 |

Current Federal Party Preference

| % | Total | Con | Lib | NDP | Green | Bloc | Other |
|------------|-------|-----|-----|-----|-------|------|-------|
| Sample | 1675 | 545 | 293 | 500 | 108 | 79 | 66 |
| Approve | 58 | 74 | 60 | 50 | 51 | 41 | 38 |
| Disapprove | 24 | 11 | 25 | 30 | 29 | 43 | 43 |
| Don't Know | 18 | 15 | 14 | 20 | 20 | 16 | 20 |

TORONTO
March 31st, 2012

NEWS RELEASE



FORUM RESEARCH INC.

MEDIA INQUIRIES:

Lorne Bozinoff, President
 lbozinoff@forumresearch.com
 416.960.9603

Newly hired civil servants to retire at 65 instead of at 55 or 60

[All Respondents]

Age / Gender

| % | Total | 18-34 | 35-44 | 45-54 | 55-64 | 65+ | Male | Female |
|------------|-------|-------|-------|-------|-------|-----|------|--------|
| Sample | 1675 | 196 | 222 | 348 | 441 | 468 | 823 | 852 |
| Approve | 63 | 51 | 68 | 58 | 69 | 76 | 68 | 58 |
| Disapprove | 26 | 33 | 24 | 32 | 22 | 14 | 24 | 28 |
| Don't Know | 11 | 15 | 8 | 11 | 9 | 10 | 9 | 13 |

Region

| % | Total | Atl | Que | ON | Man / Sask | AB | BC |
|------------|-------|-----|-----|-----|------------|-----|-----|
| Sample | 1675 | 109 | 401 | 646 | 144 | 162 | 213 |
| Approve | 63 | 59 | 64 | 62 | 60 | 69 | 61 |
| Disapprove | 26 | 26 | 28 | 26 | 26 | 17 | 30 |
| Don't Know | 11 | 14 | 8 | 12 | 14 | 14 | 9 |

Income

| % | Total | <\$20K | \$20K-40K | \$40K-60K | \$60K-80K | \$80K-100K | \$100K+ |
|------------|-------|--------|-----------|-----------|-----------|------------|---------|
| Sample | 1675 | 215 | 294 | 269 | 200 | 163 | 290 |
| Approve | 63 | 52 | 67 | 68 | 63 | 68 | 64 |
| Disapprove | 26 | 33 | 23 | 24 | 29 | 17 | 28 |
| Don't Know | 11 | 15 | 10 | 8 | 8 | 15 | 8 |

Current Federal Party Preference

| % | Total | Con | Lib | NDP | Green | Bloc | Other |
|------------|-------|-----|-----|-----|-------|------|-------|
| Sample | 1675 | 545 | 293 | 500 | 108 | 79 | 66 |
| Approve | 63 | 76 | 72 | 51 | 43 | 69 | 63 |
| Disapprove | 26 | 16 | 22 | 38 | 38 | 22 | 24 |
| Don't Know | 11 | 8 | 6 | 11 | 19 | 10 | 14 |

TORONTO
March 31st, 2012

180 Bloor Street W., #1400
 Toronto, ON M5S 2V6
 T 416.960.9600
 F 416.960.9602
 forumresearch.com

NEWS RELEASE



FORUM RESEARCH INC.

MEDIA INQUIRIES:

Lorne Bozinoff, President
 lbozinoff@forumresearch.com
 416.960.9603

Newly hired civil servants to pay one half their pension contributions instead of 40%

[All Respondents]

Age / Gender

| % | Total | 18-34 | 35-44 | 45-54 | 55-64 | 65+ | Male | Female |
|------------|-------|-------|-------|-------|-------|-----|------|--------|
| Sample | 1675 | 196 | 222 | 348 | 441 | 468 | 823 | 852 |
| Approve | 65 | 53 | 68 | 67 | 74 | 69 | 71 | 58 |
| Disapprove | 21 | 25 | 21 | 23 | 16 | 18 | 21 | 22 |
| Don't Know | 14 | 22 | 11 | 10 | 10 | 13 | 8 | 20 |

Region

| % | Total | Atl | Que | ON | Man / Sask | AB | BC |
|------------|-------|-----|-----|-----|------------|-----|-----|
| Sample | 1675 | 109 | 401 | 646 | 144 | 162 | 213 |
| Approve | 65 | 60 | 65 | 67 | 59 | 65 | 62 |
| Disapprove | 21 | 24 | 24 | 20 | 27 | 17 | 18 |
| Don't Know | 14 | 15 | 11 | 13 | 14 | 19 | 20 |

Income

| % | Total | <\$20K | \$20K-40K | \$40K-60K | \$60K-80K | \$80K-100K | \$100K+ |
|------------|-------|--------|-----------|-----------|-----------|------------|---------|
| Sample | 1675 | 215 | 294 | 269 | 200 | 163 | 290 |
| Approve | 65 | 49 | 56 | 65 | 72 | 73 | 72 |
| Disapprove | 21 | 24 | 26 | 23 | 20 | 21 | 19 |
| Don't Know | 14 | 26 | 17 | 12 | 9 | 6 | 9 |


Current Federal Party Preference

| % | Total | Con | Lib | NDP | Green | Bloc | Other |
|------------|-------|-----|-----|-----|-------|------|-------|
| Sample | 1675 | 545 | 293 | 500 | 108 | 79 | 66 |
| Approve | 65 | 75 | 68 | 56 | 55 | 61 | 59 |
| Disapprove | 21 | 13 | 18 | 28 | 27 | 29 | 32 |
| Don't Know | 14 | 11 | 13 | 16 | 18 | 10 | 9 |

TORONTO
March 31st, 2012

180 Bloor Street W., #1400
 Toronto, ON M5S 2V6
 T 416.960.9600
 F 416.960.9602
 forumresearch.com

NEWS RELEASE



FORUM RESEARCH INC.

MEDIA INQUIRIES:

Lorne Bozinoff, President
 lbozinoff@forumresearch.com
 416.960.9603

TORONTO

March 31st, 2012

\$5 billion in funding to the Coast Guard for new helicopters and ships

[All Respondents]

Age / Gender

| % | Total | 18-34 | 35-44 | 45-54 | 55-64 | 65+ | Male | Female |
|------------|-------|-------|-------|-------|-------|-----|------|--------|
| Sample | 1675 | 196 | 222 | 348 | 441 | 468 | 823 | 852 |
| Approve | 55 | 46 | 56 | 59 | 63 | 58 | 64 | 46 |
| Disapprove | 32 | 43 | 32 | 29 | 24 | 27 | 26 | 38 |
| Don't Know | 13 | 12 | 12 | 12 | 13 | 15 | 9 | 16 |

Region

| % | Total | Atl | Que | ON | Man / Sask | AB | BC |
|------------|-------|-----|-----|-----|------------|-----|-----|
| Sample | 1675 | 109 | 401 | 646 | 144 | 162 | 213 |
| Approve | 55 | 64 | 35 | 56 | 67 | 64 | 71 |
| Disapprove | 32 | 19 | 54 | 31 | 23 | 21 | 18 |
| Don't Know | 13 | 18 | 11 | 13 | 10 | 15 | 11 |

Income

| % | Total | <\$20K | \$20K-40K | \$40K-60K | \$60K-80K | \$80K-100K | \$100K+ |
|------------|-------|--------|-----------|-----------|-----------|------------|---------|
| Sample | 1675 | 215 | 294 | 269 | 200 | 163 | 290 |
| Approve | 55 | 42 | 52 | 59 | 55 | 58 | 63 |
| Disapprove | 32 | 44 | 38 | 30 | 35 | 28 | 25 |
| Don't Know | 13 | 14 | 10 | 11 | 10 | 13 | 12 |

Current Federal Party Preference

| % | Total | Con | Lib | NDP | Green | Bloc | Other |
|------------|-------|-----|-----|-----|-------|------|-------|
| Sample | 1675 | 545 | 293 | 500 | 108 | 79 | 66 |
| Approve | 55 | 70 | 60 | 44 | 51 | 34 | 48 |
| Disapprove | 32 | 17 | 27 | 44 | 39 | 63 | 34 |
| Don't Know | 13 | 13 | 13 | 13 | 10 | 3 | 18 |

180 Bloor Street W., #1400
 Toronto, ON M5S 2V6
 T 416.960.9600
 F 416.960.9602
 forumresearch.com

NEWS RELEASE



FORUM RESEARCH INC.

MEDIA INQUIRIES:

Lorne Bozinoff, President
 lbozinoff@forumresearch.com
 416.960.9603

TORONTO

March 31st, 2012

Revising government regulations to streamline the environmental review process for energy and resource projects

[All Respondents]

Age / Gender

| % | Total | 18-34 | 35-44 | 45-54 | 55-64 | 65+ | Male | Female |
|------------|-------|-------|-------|-------|-------|-----|------|--------|
| Sample | 1675 | 196 | 222 | 348 | 441 | 468 | 823 | 852 |
| Approve | 50 | 47 | 48 | 51 | 55 | 50 | 55 | 45 |
| Disapprove | 29 | 29 | 30 | 30 | 31 | 25 | 31 | 28 |
| Don't Know | 21 | 24 | 22 | 19 | 14 | 25 | 15 | 27 |

Region

| % | Total | Atl | Que | ON | Man / Sask | AB | BC |
|------------|-------|-----|-----|-----|------------|-----|-----|
| Sample | 1675 | 109 | 401 | 646 | 144 | 162 | 213 |
| Approve | 50 | 42 | 46 | 51 | 51 | 60 | 49 |
| Disapprove | 29 | 27 | 27 | 29 | 31 | 25 | 37 |
| Don't Know | 21 | 30 | 27 | 20 | 18 | 15 | 14 |

Income

| % | Total | <\$20K | \$20K-40K | \$40K-60K | \$60K-80K | \$80K-100K | \$100K+ |
|------------|-------|--------|-----------|-----------|-----------|------------|---------|
| Sample | 1675 | 215 | 294 | 269 | 200 | 163 | 290 |
| Approve | 50 | 41 | 51 | 55 | 47 | 52 | 52 |
| Disapprove | 29 | 29 | 29 | 29 | 33 | 30 | 33 |
| Don't Know | 21 | 31 | 21 | 16 | 20 | 19 | 15 |

Current Federal Party Preference

| % | Total | Con | Lib | NDP | Green | Bloc | Other |
|------------|-------|-----|-----|-----|-------|------|-------|
| Sample | 1675 | 545 | 293 | 500 | 108 | 79 | 66 |
| Approve | 50 | 72 | 46 | 37 | 39 | 41 | 50 |
| Disapprove | 29 | 10 | 41 | 42 | 34 | 29 | 19 |
| Don't Know | 21 | 17 | 14 | 21 | 27 | 29 | 30 |

180 Bloor Street W., #1400
 Toronto, ON M5S 2V6
 T 416.960.9600
 F 416.960.9602
 forumresearch.com

NEWS RELEASE



FORUM RESEARCH INC.

MEDIA INQUIRIES:

Lorne Bozinoff, President
 lbozinoff@forumresearch.com
 416.960.9603

Last Federal Vote in 2011 Election

'Which party did you vote for in the last federal election held in the spring of 2011?'

[All Respondents]

Age / Gender

| % | Total | 18-34 | 35-44 | 45-54 | 55-64 | 65+ | Male | Female |
|--|-------|-------|-------|-------|-------|-----|------|--------|
| Sample | 1675 | 196 | 222 | 348 | 441 | 468 | 823 | 852 |
| Conservative | 31 | 17 | 30 | 32 | 40 | 43 | 34 | 27 |
| Liberal | 19 | 13 | 23 | 19 | 16 | 25 | 17 | 20 |
| New Democratic | 27 | 32 | 27 | 30 | 25 | 18 | 27 | 28 |
| Green | 6 | 8 | 7 | 6 | 4 | 3 | 5 | 6 |
| Bloc Quebecois | 6 | 8 | 4 | 4 | 6 | 5 | 5 | 7 |
| Other Parties | 4 | 7 | 4 | 3 | 3 | 3 | 3 | 5 |
| Didn't Vote In The Last Federal Election | 8 | 14 | 5 | 7 | 5 | 4 | 8 | 7 |

Region

| % | Total | Atl | Que | ON | Man / Sask | AB | BC |
|--|-------|-----|-----|-----|------------|-----|-----|
| Sample | 1675 | 109 | 401 | 646 | 144 | 162 | 213 |
| Conservative | 31 | 23 | 12 | 36 | 33 | 52 | 37 |
| Liberal | 19 | 32 | 13 | 24 | 15 | 11 | 16 |
| New Democratic | 27 | 29 | 39 | 20 | 36 | 13 | 31 |
| Green | 6 | 2 | 4 | 6 | 5 | 8 | 10 |
| Bloc Quebecois | 6 | 0 | 20 | 1 | 1 | 4 | 1 |
| Other Parties | 4 | 7 | 4 | 4 | 5 | 4 | 2 |
| Didn't Vote In The Last Federal Election | 8 | 5 | 9 | 9 | 5 | 6 | 4 |

TORONTO

March 31st, 2012

180 Bloor Street W., #1400
 Toronto, ON M5S 2V6
 T 416.960.9600
 F 416.960.9602
 forumresearch.com

NEWS RELEASE



FORUM RESEARCH INC.

MEDIA INQUIRIES:

Lorne Bozinoff, President
 lbozinoff@forumresearch.com
 416.960.9603

Income

| % | Total | <\$20K | \$20K-40K | \$40K-60K | \$60K-80K | \$80K-100K | \$100K+ |
|--|-------------|------------|------------|------------|------------|------------|------------|
| Sample | 1675 | 215 | 294 | 269 | 200 | 163 | 290 |
| Conservative | 31 | 20 | 27 | 35 | 25 | 38 | 34 |
| Liberal | 19 | 18 | 18 | 14 | 15 | 17 | 25 |
| New Democratic | 27 | 24 | 31 | 33 | 38 | 24 | 23 |
| Green | 6 | 8 | 6 | 4 | 6 | 7 | 6 |
| Bloc Quebecois | 6 | 7 | 6 | 9 | 7 | 6 | 2 |
| Other Parties | 4 | 7 | 5 | 2 | 4 | 2 | 3 |
| Didn't Vote In The Last Federal Election | 8 | 16 | 8 | 4 | 6 | 6 | 6 |

TORONTO

March 31st, 2012

Current Federal Party Preference

| % | Total | Con | Lib | NDP | Green | Bloc | Other |
|--|-------------|------------|------------|------------|------------|-----------|-----------|
| Sample | 1675 | 545 | 293 | 500 | 108 | 79 | 66 |
| Conservative | 31 | 81 | 9 | 8 | 10 | 3 | 25 |
| Liberal | 19 | 3 | 72 | 12 | 10 | 1 | 10 |
| New Democratic | 27 | 6 | 8 | 67 | 17 | 19 | 14 |
| Green | 6 | 2 | 3 | 4 | 33 | 0 | 5 |
| Bloc Quebecois | 6 | 1 | 2 | 2 | 4 | 71 | 3 |
| Other Parties | 4 | 2 | 2 | 3 | 7 | 1 | 30 |
| Didn't Vote In The Last Federal Election | 8 | 4 | 5 | 5 | 19 | 5 | 14 |

180 Bloor Street W., #1400
 Toronto, ON M5S 2V6
 T 416.960.9600
 F 416.960.9602
 forumresearch.com

NEWS RELEASE



FORUM RESEARCH INC.

-30-

For more information:

Lorne Bozinoff, Ph.D.

President

Forum Research Inc.

Tel: (416) 960-9603

Fax: (416) 960-9602

E-mail: lbozinoff@forumresearch.com

MEDIA INQUIRIES:

Lorne Bozinoff, President

lbozinoff@forumresearch.com

416.960.9603

TORONTO

March 31st, 2012

180 Bloor Street W., #1400

Toronto, ON M5S 2V6

T 416.960.9600

F 416.960.9602

forumresearch.com