

NEWS RELEASE



MEDIA INQUIRIES:

Lorne Bozinoff, President
lbozinoff@forumresearch.com
416.960.9603

FOR IMMEDIATE RELEASE

BC NDP set for near sweep of province

78 out of 87 seats projected

Toronto, June 13th, 2012 – In a sampling of public opinion taken by the Forum Poll among British Columbians 18 years of age and older, one half would vote for the NDP if a provincial election were held today (50%), compared to just one fifth who would vote for either the Liberals (20%) or the Conservatives (19%). One tenth would cast their vote for the Green Party (11%).

Younger British Columbians were more likely to prefer the Green Party, while the Conservatives had the most support among those 65 years and older.

Near sweep of legislature projected

Taking in to account margin for error, these voting intention results — if they hold on Election Day — would see the NDP capture almost every seat in the legislature (78 out of 85, up from 70 last month), leaving just 3 seats for the Liberals (down 10 from 13 last month), 2 for the Conservatives (up from none) and 2 for independent candidates (steady from last month). These results will change as voting intentions change and are subject to the usual margins of error.

Conservatives are second party for Liberals and vice versa

The Conservative Party is the top second choice for Liberal supporters (43%), and the Liberal party is the top second choice for Conservative supporters (43%). Top second choice for NDP supporters is the Green Party (48%).

Dix' favourables up sharply

Close to one half of British Columbians approve of the job Adrian Dix is doing as leader of the opposition (44%, up from 39% last month), compared to about one quarter who think this of Premier Christy Clark (27%, up slightly from 25%) and Conservative Leader John Cummins (24%, up from 21% last month).

In terms of net approval (approve minus disapprove), Dix leads, at +14, followed distantly by Cummins at -16 and Clark at a dismal -35.

Residents of Vancouver Island were more likely to approve of Dix than those from other regions (54%; compared to 44% Vancouver / Lower Mainland, 33% Interior / North). Cummins had the highest approval levels among older British Columbians (21% 18-34, 14% 35-44, 27% 45-54, 28% 55-64, 33% 65+).

TORONTO

June 13th, 2012

HIGHLIGHTS:

- One half would vote for the NDP if a provincial election were held today (50%), compared to just one fifth who would vote for either the Liberals (20%) or the Conservatives (19%). One tenth would cast their vote for the Green Party (11%).
- Taking in to account margin for error, these voting intention results — if they hold on Election Day — would see the NDP capture almost every seat in the legislature (78 out of 85, up from 70 last month), leaving just 3 seats for the Liberals (down 10 from 13 last month), 2 for the Conservatives (up from none) and 2 for independent candidates (steady from last month).
- The Conservative Party is the top second choice for Liberal supporters (43%), and the Liberal party is the top second choice for Conservative supporters (43%). Top second choice for NDP supporters is the Green Party (48%).

180 Bloor Street W., #1400
Toronto, ON M5S 2V6
T 416.960.9600
F 416.960.9602
forumresearch.com

NEWS RELEASE



MEDIA INQUIRIES:

Lorne Bozinoff, President
lbozinoff@forumresearch.com
416.960.9603

Enthusiasm gap favours NDP

NDP supporters are almost twice as enthusiastic about voting for their party (61% very enthusiastic) as are Conservative or Liberal supporters (33% each).

Majority of Liberals still think parties should merge; Conservatives not sure but warming to the idea

The majority of Liberal supporters think the party should merge with the Conservative Party before the next election (56%), a slight decline since last month (May - 59%). Just one third of Conservative supporters think a merger should take place (37%, up 10 points from 27% last month), while about half think it should not (48%). The NDP continues to strongly oppose a merger (86% now, 84% in May).

Very little support for Liberal Party name change

Fewer than one fifth of Liberal Party supporters think the party should change its name before the next election (19%, down from 23% last month), and neither do supporters of other parties either.

British Columbians living in Vancouver Island were particularly against the name change (72%; compared to 59% Vancouver / Lower Mainland, 51% Interior / North). High income earners were twice as likely to agree with a name change compared to most other groups.

"New Liberal Party" is favoured name for change

One fifth of British Columbians (21%) and Liberal Party supporters (23%) select "New Liberal Party" from a short list as the best new name if the party were to change names. Other selections include "Progressive Party" (11% all British Columbians, 16% Liberal Party supporters), "BC Party (9% and 19%, respectively) and "British Columbia Party" (6% and 12%). The number one selection, however, was "something else" (42% and 19%, respectively).

One quarter of British Columbians with a second preference for the Liberals (25%) and a fifth of participants under 35 years old (19%) selected "Progressive Party" as their favoured name for change, numbers higher than any other group in either of their respective categories.

Increased majority opposed to Northern Gateway pipeline

Close to 6-in-10 British Columbians now oppose the Northern Gateway pipeline (59%), up from 52% the last time we polled this question. Opposition is especially high among NDP supporters (74%) and on Vancouver Island (70%).

TORONTO


June 13th, 2012

HIGHLIGHTS:

- Close to one half of British Columbians approve of the job Adrian Dix is doing as leader of the opposition (44%, up from 39% last month), compared to about one quarter who think this of Premier Christy Clark (27%, up slightly from 25%) and Conservative Leader John Cummins (24%, up from 21% last month).
- NDP supporters are almost twice as enthusiastic about voting for their party (61% very enthusiastic) as are Conservative or Liberal supporters (33% each).
- The majority of Liberal supporters think the party should merge with the Conservative Party before the next election (56%), a slight decline since last month (May - 59%).
- Fewer than one fifth of Liberal Party supporters think the party should change its name before the next election (19%, down from 23% last month).

180 Bloor Street W., #1400
Toronto, ON M5S 2V6
T 416.960.9600
F 416.960.9602
forumresearch.com

NEWS RELEASE



MEDIA INQUIRIES:

Lorne Bozinoff, President
lbozinoff@forumresearch.com
416.960.9603

TORONTO

June 13th, 2012

HIGHLIGHTS:

- One fifth of British Columbians (21%) and Liberal Party supporters (23%) select "New Liberal Party" from a short list as the best new name if the party were to change names.
- Close to 6-in-10 British Columbians now oppose the Northern Gateway pipeline (59%), up from 52% the last time we polled this question.
- Two thirds of those polled (62%) oppose Kinder Morgan's plans to expand the capacity of the Trans Mountain pipeline from Edmonton to Burnaby, and this represents an increase since we asked in May (58%).
- More than 4-in-10 favour a law banning oil tanker traffic on British Columbia's coast (44%), and this is steady from the last time we asked this (46%).

Two thirds disapprove of Trans Mountain pipeline expansion

Two thirds of those polled (62%) oppose Kinder Morgan's plans to expand the capacity of the Trans Mountain pipeline from Edmonton to Burnaby, and this represents an increase since we asked in May (58%).

Provincial NDP supporters (74%), younger British Columbians (72%), females (72%), and residents of Vancouver Island (71%) were more likely to disapprove of Kinder-Morgan's plans than other groups in their respective categories.

Narrow approval for law banning coastal tanker traffic

More than 4-in-10 favour a law banning oil tanker traffic on British Columbia's coast (44%), and this is steady from the last time we asked this (46%). Just fewer oppose this law (41%, up from 37%). Approval for such a law was highest among provincial NDP supporters (48%), while provincial Conservative supporters had the highest disapproval levels (51%).

Majority approve of deal with doctors

Close to 6-in-10 approve of the recent deal giving the province's doctors a half percent raise annually over two years (59%).

Federal NDP favoured

If a federal election were held today, about 4-in-10 would vote for Tom Mulcair's NDP (39%), while fewer than a third would vote for Stephen Harper's Conservatives (31%). Fewer than one fifth would support the Liberals (17%), and one tenth of the vote would go to the Green Party (9%).

Interestingly, provincial Liberal supporters are more likely to vote for the federal Conservatives (52%) than they are to support the federal Liberals (43%).

"It is clear that if a provincial election were held today, the ruling Liberal Party would not only lose badly, they would be reduced to a rump in a fundamentally one party house," said Dr. Lorne Bozinoff, president of Forum Research.

180 Bloor Street W., #1400
Toronto, ON M5S 2V6
T 416.960.9600
F 416.960.9602
forumresearch.com

NEWS RELEASE



MEDIA INQUIRIES:

Lorne Bozinoff, President
 lbozinoff@forumresearch.com
 416.960.9603

Methodology

This Forum Poll™ was conducted by Forum Research with the results based on an interactive voice response telephone survey of 1014 randomly selected residents of British Columbia aged 18 or older. The poll was conducted on June 12th, 2012.

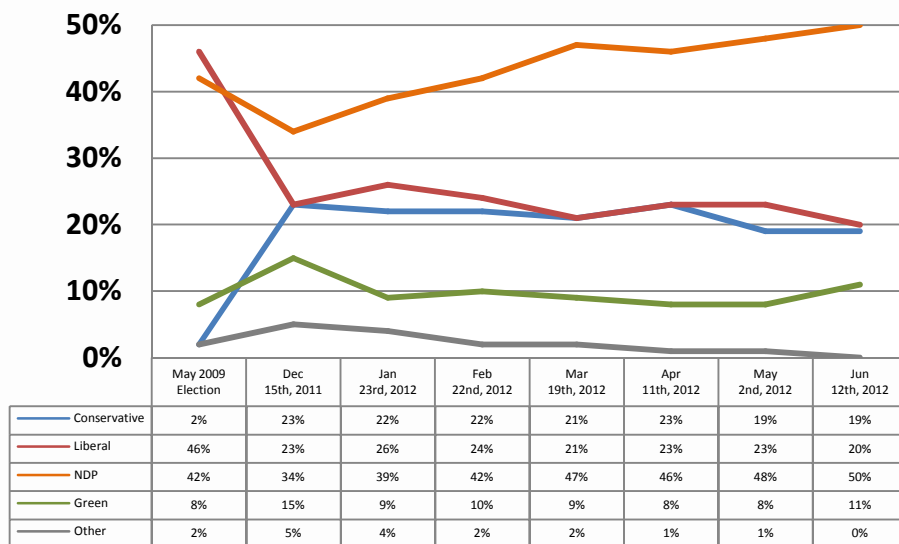
Results based on the total sample are considered accurate +/- 3.08%, 19 times out of 20. Subsample results will be less accurate. Margins of error for subsample (such as age, gender) results are available at www.forumresearch.com/samplestim.asp.

Where appropriate, the data has been statistically weighted to ensure that the sample reflects the actual population according to the latest Census data.

This research is not necessarily predictive of future outcomes, but rather, captures opinion at one point in time. Forum Research conducted this poll as a public service and to demonstrate our survey research capabilities.

With offices across Canada and around the world, 100% Canadian-owned Forum Research is one of the country's leading survey research firms. This and other polls may be found at Forum's poll archive at www.forumresearch.com/polls.asp.

Provincial Party Preference Trending



TORONTO


June 13th, 2012

HIGHLIGHTS:

- Close to 6-in-10 approve of the recent deal giving the province's doctors a half percent raise annually over two years (59%).
- If a federal election were held today, about 4-in-10 would vote for Tom Mulcair's NDP (39%), while fewer than a third would vote for Stephen Harper's Conservatives (31%). Fewer than one fifth would support the Liberals (17%), and one tenth of the vote would go to the Green Party (9%).
- "It is clear that if a provincial election were held today, the ruling Liberal Party would not only lose badly, they would be reduced to a rump in a fundamentally one party house," said Dr. Lorne Bozinoff, president of Forum Research.

180 Bloor Street W., #1400
 Toronto, ON M5S 2V6
 T 416.960.9600
 F 416.960.9602
forumresearch.com

NEWS RELEASE



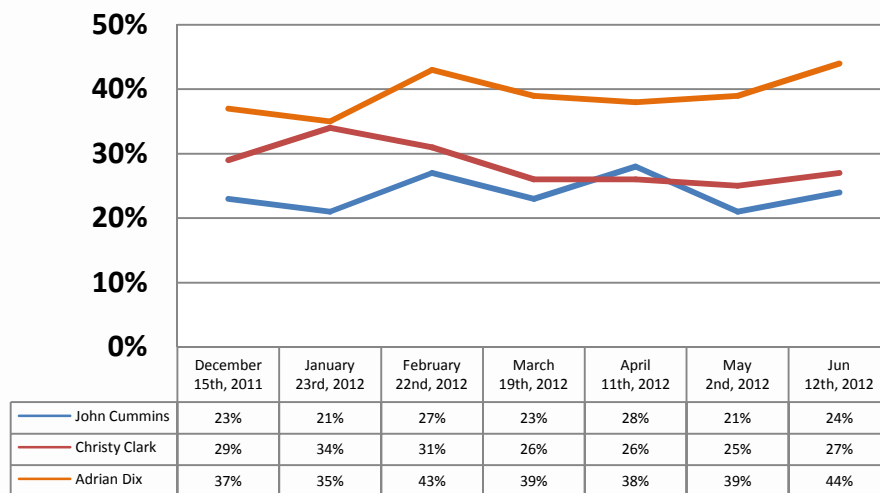
MEDIA INQUIRIES:
 Lorne Bozinoff, President
 lbozinoff@forumresearch.com
 416.960.9603

Provincial Party Preference Trending

%	Conservative	Liberal	NDP	Green	Other
Jun 12 th , 2012 Forum Research Poll (Decided/Leaning) (n=974)	19	20	50	11	0
May 2 nd , 2012 Forum Research Poll (Decided/Leaning) (n= 995)	19	23	48	8	1
Apr 11 th , 2012 Forum Research Poll (Decided/Leaning) (n=1000)	23	23	46	8	1
Mar 19 th , 2012 Forum Research Poll (Decided/Leaning) (n=1007)	21	21	47	9	2
Feb 22 nd , 2012 Forum Research Poll (Decided/Leaning) (n=843)	22	24	42	10	2
Jan 23 rd , 2012 Forum Research Poll (Decided / Leaning) (n=914)	22	26	39	9	4
Dec 15 th , 2011 Forum Research Poll (Decided / Leaning) (n=986)	23	23	34	15	5
May, 2009 Election	2	46	42	8	2

TORONTO
 June 13th, 2012

Provincial Party Leader Approval Trending (% Approve)



180 Bloor Street W., #1400
 Toronto, ON M5S 2V6
 T 416.960.9600
 F 416.960.9602
 forumresearch.com

NEWS RELEASE



FORUM RESEARCH INC.

MEDIA INQUIRIES:

Lorne Bozinoff, President
 lbozinoff@forumresearch.com
 416.960.9603

Provincial Party Leader Approval Trending (% Approve)

%	Cummins	Clark	Dix
Jun 12 th , 2012 Forum Research Poll (All Respondents) (n=1014)	24	27	44
May 2 nd , 2012 Forum Research Poll (All Respondents) (n=1054)	21	25	39
Apr 11 th , 2012 Forum Research Poll (All Respondents) (n=1069)	28	26	38
Mar 19 th , 2012 Forum Research Poll (All Respondents) (n=1063)	23	26	39
Feb 22 nd , 2012 Forum Research Poll (All Respondents) (n=858)	27	31	43
Jan 23 rd , 2012 Forum Research Poll (All Respondents) (n=988)	21	34	35
Dec 15 th , 2011 Forum Research Poll (All Respondents) (n=1045)	23	29	37

TORONTO

June 13th, 2012

Seat Distribution

%	Conservative	Liberal	NDP	Other
June 12 th , 2012	2	3	78	2
May 2 nd , 2012	0	13	70	2
Apr 11 th , 2012	2	12	70	1
Mar 19 th , 2012	0	9	75	1
Feb 22 nd , 2012	5	16	63	1
Jan 23 rd , 2012	7	20	57	1
May, 2009 Election	-	49	35	1


Provincial Election Enthusiasm

(% 'Very Enthusiastic')

%	Total	Liberal	NDP	Conservative	Green	Other Parties
June 12 th , 2012 (n=1014)	44	33	61	33	31	28
May 2 nd , 2012 (n=1054)	47	35	64	42	32	35
Apr 11 th , 2012 (n=1069)	43	44	50	42	44	46
Feb 22 nd , 2012 (n=858)	53	46	62	52	46	52

180 Bloor Street W., #1400
 Toronto, ON M5S 2V6
 T 416.960.9600
 F 416.960.9602
 forumresearch.com

NEWS RELEASE



FORUM RESEARCH INC.

MEDIA INQUIRIES:

Lorne Bozinoff, President
 lbozinoff@forumresearch.com
 416.960.9603

TORONTO

June 13th, 2012

Northern Gateway Pipeline Support Trending

‘Do you think the provincial government should support the Northern Gateway pipeline to carry Alberta crude oil to Kitimat to be shipped by tanker to Asia to be refined, or not?’/‘Are you in favour of opposed to the Northern Gateway pipeline which would carry crude oil from the Alberta oil sands across the Rocky Mountains to the BC coast at Kitimat to be shipped by tanker to refineries in Asia?’***

[All Respondents]

%	Support Pipeline* / In Favour**	Do not support Pipeline* / Opposed**	Don't know
Jun 12 th , 2012** (n=1014)	31	59	10
Apr 11 th , 2012** (n=1069)	37	52	11
Jan 23rd, 2012** (n=988)	41	45	14
Dec 15th, 2011* (n=1045)	41	46	13

Coastal Oil Tanker Traffic Ban Approval


‘Would you approve or disapprove of a law prohibiting oil tanker traffic along the British Columbia coast?’

[All Respondents]

%	Approve	Disapprove	Don't know
Jun 12 th , 2012** (n=1014)	44	41	15
Apr 11 th , 2012** (n=1069)	46	37	17
Jan 23rd, 2012** (n=988)	40	42	18
Dec 15th, 2011* (n=1045)	40	44	16

180 Bloor Street W., #1400
 Toronto, ON M5S 2V6
 T 416.960.9600
 F 416.960.9602
 forumresearch.com

NEWS RELEASE



MEDIA INQUIRIES:
Lorne Bozinoff, President
lbozinoff@forumresearch.com
416.960.9603

TORONTO
June 13th, 2012

BC Liberal / Conservative Merger Opinion

'Do you agree or disagree the BC Liberal Party and the BC Conservative Party should merge before the next election to prevent an NDP victory?'

[All Respondents]

%	Agree the parties should merge	Disagree the parties should merge	Don't know
Jun 12 th , 2012 (n=1014)	22	64	13
May 2 nd , 2012 (n=1054)	23	62	15

Liberal Party Name Change Opinion

'Do you agree or disagree the BC Liberal Party should change its name before the next election?'

[All Respondents]

%	Agree	Disagree	Don't know
Jun 12 th , 2012 (n=1014)	17	61	22
May 2 nd , 2012 (n=1054)	16	61	23

Kinder-Morgan Capacity Increase Plan Opinion

'Do you approve or disapprove of Kinder-Morgan's plan to triple the capacity of the Trans Mountain pipeline from Edmonton to Vancouver, leading traffic to increase to a supertanker a day in Burrard Inlet?'

[All Respondents]

%	Approve	Disapprove	Don't know
Jun 12 th , 2012 (n=1014)	25	62	13
May 2 nd , 2012 (n=1054)	28	58	15

180 Bloor Street W., #1400
Toronto, ON M5S 2V6
T 416.960.9600
F 416.960.9602
forumresearch.com

NEWS RELEASE



FORUM RESEARCH INC.

MEDIA INQUIRIES:

Lorne Bozinoff, President
lbozinoff@forumresearch.com
416.960.9603

Current Provincial Party Preference

'If a BC provincial election were held today, which party are you most likely to vote for?' + 'Even though you may not have made up your mind, which party are you leaning towards at this time?'

[Decided/Leaning Only]

Age / Gender

%	Total	18-34	35-44	45-54	55-64	65+	Male	Female
Sample	974	73	106	168	301	326	437	537
Liberal	20	14	18	19	22	26	22	18
New Democrat	50	55	51	52	50	44	46	54
Conservative	19	16	16	17	17	26	23	15
Green	11	14	14	11	11	4	9	12
Another Party	0	1	1	1	0	0	0	1

Region

%	Total	Vancouver/Lower Mainland	Vancouver Island	Interior/North
Sample	974	596	239	139
Liberal	20	22	16	18
New Democrat	50	50	57	43
Conservative	19	19	15	24
Green	11	10	11	14
Another Party	0	0	0	1

Household Income

%	Total	<20K	20-40K	40-60K	60-80K	80-100K	100K+
Sample	974	113	189	150	135	93	147
Liberal	20	14	15	22	23	17	25
New Democrat	50	53	55	48	47	55	47
Conservative	19	19	18	20	18	22	13
Green	11	13	11	10	12	6	14
Another Party	0	0	1	1	0	0	1

TORONTO

June 13th, 2012

180 Bloor Street W., #1400
Toronto, ON M5S 2V6
T 416.960.9600
F 416.960.9602
forumresearch.com

NEWS RELEASE



MEDIA INQUIRIES:

Lorne Bozinoff, President
lbozinoff@forumresearch.com
416.960.9603

Last Provincial Vote (May 2009)

%	Total	LAST - Lib	LAST - NDP	LAST - Cons	LAST - Green	LAST - Other Parties
Sample	974	356	323	91	82	46
Liberal	20	45	2	10	7	12
New Democrat	50	29	88	18	38	36
Conservative	19	21	5	67	7	27
Green	11	6	4	5	47	23
Another Party	0	0	0	0	1	2

TORONTO

June 13th, 2012

180 Bloor Street W., #1400
Toronto, ON M5S 2V6
T 416.960.9600
F 416.960.9602
forumresearch.com

NEWS RELEASE



MEDIA INQUIRIES:
 Lorne Bozinoff, President
 lbozinoff@forumresearch.com
 416.960.9603

Second Preference If Main Party Were Not Running a Candidate in Respondent's Riding

'Which party would be your second choice if your party were not running a candidate in your riding?'

[All Respondents]

Age / Gender

%	Total	18-34	35-44	45-54	55-64	65+	Male	Female
Sample	1014	78	110	178	312	336	458	556
Liberal	16	20	15	15	12	18	16	17
NDP	14	11	22	10	14	14	13	15
Conservative	19	14	11	23	25	26	17	21
Green	29	26	34	30	30	27	29	30
Other Parties	8	9	9	7	9	4	9	6
Undecided	14	19	9	15	10	12	15	12

Region

%	Total	Vancouver/Lower Mainland	Vancouver Island	Interior/North
Sample	1014	624	246	144
Liberal	16	18	14	13
NDP	14	12	18	15
Conservative	19	19	15	24
Green	29	28	35	27
Other Parties	8	7	5	14
Undecided	14	15	13	7

Household Income

%	Total	<20K	20-40K	40-60K	60-80K	80-100K	100K+
Sample	1014	115	196	153	139	96	151
Liberal	16	19	17	15	14	18	18
NDP	14	20	20	14	15	15	6
Conservative	19	15	18	15	24	18	22
Green	29	34	29	29	25	34	33
Other Parties	8	4	7	5	9	5	14
Undecided	14	9	9	21	14	10	8

TORONTO
June 13th, 2012

180 Bloor Street W., #1400
 Toronto, ON M5S 2V6
 T 416.960.9600
 F 416.960.9602
 forumresearch.com

NEWS RELEASE



FORUM RESEARCH INC.

MEDIA INQUIRIES:

Lorne Bozinoff, President
lbozinoff@forumresearch.com
416.960.9603

Current Provincial Party Preference

%	Total	Lib	NDP	Cons	Green	Other Parties
Sample	1014	206	453	189	103	23
Liberal	16	13	11	43	11	9
NDP	14	12	7	14	50	7
Conservative	19	43	17	12	11	13
Green	29	20	48	10	7	42
Other Parties	8	2	6	9	18	28
Undecided	14	10	11	11	4	0

TORONTO

June 13th, 2012

180 Bloor Street W., #1400
Toronto, ON M5S 2V6
T 416.960.9600
F 416.960.9602
forumresearch.com

NEWS RELEASE



FORUM RESEARCH INC.

MEDIA INQUIRIES:

Lorne Bozinoff, President
 lbozinoff@forumresearch.com
 416.960.9603

Approval of Christy Clark as Premier

'Do you approve or disapprove of the job Christy Clark is doing as premier?'

[All Respondents]

Age / Gender

%	Total	18-34	35-44	45-54	55-64	65+	Male	Female
Sample	1014	78	110	178	312	336	458	556
Approve	27	25	25	26	32	28	29	24
Disapprove	62	65	64	62	58	61	62	63
Don't know	11	11	11	12	10	11	9	13

Region

%	Total	Vancouver/Lower Mainland	Vancouver Island	Interior/North
Sample	1014	624	246	144
Approve	27	26	22	35
Disapprove	62	62	69	54
Don't know	11	12	9	10

Household Income

%	Total	<20K	20-40K	40-60K	60-80K	80-100K	100K+
Sample	1014	115	196	153	139	96	151
Approve	27	26	28	24	32	20	30
Disapprove	62	59	63	60	59	71	62
Don't know	11	15	9	17	9	9	8

Current Provincial Party Preference

%	Total	Lib	NDP	Cons	Green	Other Parties
Sample	1014	206	453	189	103	23
Approve	27	67	12	32	22	31
Disapprove	62	21	82	58	65	67
Don't know	11	12	7	10	14	1

TORONTO

June 13th, 2012

180 Bloor Street W., #1400
 Toronto, ON M5S 2V6
 T 416.960.9600
 F 416.960.9602
 forumresearch.com

NEWS RELEASE



FORUM RESEARCH INC.

MEDIA INQUIRIES:

Lorne Bozinoff, President
 lbozinoff@forumresearch.com
 416.960.9603

Approval of Adrian Dix as Leader of Opposition

'Do you approve or disapprove of the job Adrian Dix is doing as Leader of the Opposition?'

[All Respondents]

Age / Gender

%	Total	18-34	35-44	45-54	55-64	65+	Male	Female
Sample	1014	78	110	178	312	336	458	556
Approve	44	40	41	48	50	45	45	44
Disapprove	30	24	34	29	30	34	36	24
Don't know	26	37	26	23	20	20	19	32

Region

%	Total	Vancouver/Lower Mainland	Vancouver Island	Interior/North
Sample	1014	624	246	144
Approve	44	44	54	33
Disapprove	30	31	23	33
Don't know	26	25	23	34

Household Income

%	Total	<20K	20-40K	40-60K	60-80K	80-100K	100K+
Sample	1014	115	196	153	139	96	151
Approve	44	38	47	45	45	49	46
Disapprove	30	26	23	32	25	26	37
Don't know	26	36	30	23	30	25	17

Current Provincial Party Preference

%	Total	Lib	NDP	Cons	Green	Other Parties
Sample	1014	206	453	189	103	23
Approve	44	21	73	18	30	20
Disapprove	30	53	8	60	28	59
Don't know	26	26	19	22	43	21

TORONTO
June 13th, 2012

180 Bloor Street W., #1400
 Toronto, ON M5S 2V6
 T 416.960.9600
 F 416.960.9602
 forumresearch.com

NEWS RELEASE



FORUM RESEARCH INC.

MEDIA INQUIRIES:

Lorne Bozinoff, President
 lbozinoff@forumresearch.com
 416.960.9603

TORONTO
June 13th, 2012

Approval of John Cummins as Leader of Conservative Party

‘Do you approve or disapprove of the job John Cummins is doing as Leader of the Conservative Party?’

[All Respondents]

Age / Gender

%	Total	18-34	35-44	45-54	55-64	65+	Male	Female
Sample	1014	78	110	178	312	336	458	556
Approve	24	21	14	27	28	33	29	20
Disapprove	40	43	44	37	41	33	42	37
Don't know	36	36	42	36	31	34	29	42

Region

%	Total	Vancouver/Lower Mainland	Vancouver Island	Interior/North
Sample	1014	624	246	144
Approve	24	25	21	27
Disapprove	40	41	41	32
Don't know	36	34	38	41

Household Income


%	Total	<20K	20-40K	40-60K	60-80K	80-100K	100K+
Sample	1014	115	196	153	139	96	151
Approve	24	22	25	28	23	24	23
Disapprove	40	40	38	45	37	34	44
Don't know	36	38	37	27	40	42	33

Current Provincial Party Preference

%	Total	Lib	NDP	Cons	Green	Other Parties
Sample	1014	206	453	189	103	23
Approve	24	21	19	56	14	15
Disapprove	40	39	47	19	44	61
Don't know	36	40	34	25	42	24

180 Bloor Street W., #1400
 Toronto, ON M5S 2V6
 T 416.960.9600
 F 416.960.9602
 forumresearch.com

NEWS RELEASE



FORUM RESEARCH INC.

MEDIA INQUIRIES:

Lorne Bozinoff, President
 lbozinoff@forumresearch.com
 416.960.9603

TORONTO

June 13th, 2012

Enthusiasm About Voting For Preferred Party

'How enthusiastic would you be about voting for your party if the provincial election were held today?'

[All Respondents]

Age / Gender

%	Total	18-34	35-44	45-54	55-64	65+	Male	Female
Sample	1014	78	110	178	312	336	458	556
Very enthusiastic	44	39	47	41	52	46	44	44
Somewhat enthusiastic	26	27	25	25	23	29	25	26
Not very enthusiastic	17	18	16	18	15	18	16	18
Not at all enthusiastic	8	13	6	10	5	5	10	7
Don't know	5	4	5	7	5	2	5	5

Region

%	Total	Vancouver/Lower Mainland	Vancouver Island	Interior/North
Sample	1014	624	246	144
Very enthusiastic	44	43	50	40
Somewhat enthusiastic	26	26	28	22
Not very enthusiastic	17	17	14	21
Not at all enthusiastic	8	10	3	9
Don't know	5	4	5	8

Household Income

%	Total	<20K	20-40K	40-60K	60-80K	80-100K	100K+
Sample	1014	115	196	153	139	96	151
Very enthusiastic	44	44	41	35	43	56	46
Somewhat enthusiastic	26	25	32	40	26	19	17
Not very enthusiastic	17	24	18	9	18	18	21
Not at all enthusiastic	8	4	5	11	7	4	14
Don't know	5	3	4	4	6	3	2

180 Bloor Street W., #1400
 Toronto, ON M5S 2V6
 T 416.960.9600
 F 416.960.9602
 forumresearch.com

NEWS RELEASE



MEDIA INQUIRIES:

Lorne Bozinoff, President
lbozinoff@forumresearch.com
416.960.9603

Current Provincial Party Preference

%	Total	Lib	NDP	Cons	Green	Other Parties
Sample	1014	206	453	189	103	23
Very enthusiastic	44	33	61	33	31	28
Somewhat enthusiastic	26	34	23	30	27	24
Not very enthusiastic	17	24	9	29	23	10
Not at all enthusiastic	8	6	3	6	15	39
Don't know	5	4	4	1	3	0

TORONTO

June 13th, 2012

180 Bloor Street W., #1400
Toronto, ON M5S 2V6
T 416.960.9600
F 416.960.9602
forumresearch.com

NEWS RELEASE



MEDIA INQUIRIES:
Lorne Bozinoff, President
lbozinoff@forumresearch.com
416.960.9603

BC Liberal / Conservative Merger Opinion

'Do you agree or disagree the BC Liberal Party and the BC Conservative Party should merge before the next election to prevent an NDP victory?'

[All Respondents]

Age / Gender

%	Total	18-34	35-44	45-54	55-64	65+	Male	Female
Sample	1014	78	110	178	312	336	458	556
Agree the parties should merge	22	15	17	27	26	30	26	19
Disagree the parties should merge	64	68	68	64	62	58	61	67
Don't know	13	18	15	9	11	12	13	13

Region

%	Total	Vancouver/Lower Mainland	Vancouver Island	Interior/North
Sample	1014	624	246	144
Agree the parties should merge	22	22	16	30
Disagree the parties should merge	64	63	73	57
Don't know	13	14	11	12

Household Income

%	Total	<20K	20-40K	40-60K	60-80K	80-100K	100K+
Sample	1014	115	196	153	139	96	151
Agree the parties should merge	22	14	18	22	21	23	35
Disagree the parties should merge	64	65	73	65	69	64	52
Don't know	13	22	9	14	10	13	14

TORONTO
June 13th, 2012

NEWS RELEASE



MEDIA INQUIRIES:

Lorne Bozinoff, President
lbozinoff@forumresearch.com
416.960.9603

Current Provincial Party Preference

	%	Total	Lib	NDP	Cons	Green	Other Parties
Sample		1014	206	453	189	103	23
Agree the parties should merge		22	56	5	37	20	12
Disagree the parties should merge		64	30	86	48	72	49
Don't know		13	14	9	15	8	39

TORONTO

June 13th, 2012

180 Bloor Street W., #1400
Toronto, ON M5S 2V6
T 416.960.9600
F 416.960.9602
forumresearch.com

NEWS RELEASE



FORUM RESEARCH INC.

MEDIA INQUIRIES:

Lorne Bozinoff, President
lbozinoff@forumresearch.com
416.960.9603

Liberal Party Name Change Opinion

'Do you agree or disagree the BC Liberal Party should change its name before the next election?'

[All Respondents]

Age / Gender

%	Total	18-34	35-44	45-54	55-64	65+	Male	Female
Sample	1014	78	110	178	312	336	458	556
Agree	17	23	13	14	15	17	19	15
Disagree	61	56	64	65	64	57	59	62
Don't know	22	20	23	21	21	26	21	23

Region

%	Total	Vancouver/Lower Mainland	Vancouver Island	Interior/North
Sample	1014	624	246	144
Agree	17	18	11	21
Disagree	61	59	72	51
Don't know	22	23	16	27

Household Income

%	Total	<20K	20-40K	40-60K	60-80K	80-100K	100K+
Sample	1014	115	196	153	139	96	151
Agree	17	21	18	11	16	13	31
Disagree	61	49	60	68	58	65	54
Don't know	22	30	22	21	26	22	15

Current Provincial Party Preference

%	Total	Lib	NDP	Cons	Green	Other Parties
Sample	1014	206	453	189	103	23
Agree	17	19	15	20	16	40
Disagree	61	60	64	59	57	53
Don't know	22	21	20	21	27	8

TORONTO

June 13th, 2012

180 Bloor Street W., #1400
Toronto, ON M5S 2V6
T 416.960.9600
F 416.960.9602
forumresearch.com

NEWS RELEASE



FORUM RESEARCH INC.

MEDIA INQUIRIES:

Lorne Bozinoff, President
lbozinoff@forumresearch.com
416.960.9603

BC Liberal Party Name Change Preference

'If the BC Liberal Party did change its name, which new name do you think would be best, the British Columbia Party, the BC Party, the New Liberal Party, the Progressive Party or something else?'

[All Respondents]

Age / Gender

%	Total	18-34	35-44	45-54	55-64	65+	Male	Female
Sample	1014	78	110	178	312	336	458	556
British Columbia Party	6	2	6	5	8	12	6	6
BC Party	9	7	9	6	9	13	10	8
New Liberal Party	21	21	21	24	21	15	17	24
Progressive Party	11	19	11	6	8	5	11	10
Something else	42	43	43	43	44	39	45	40
Don't know	11	8	9	16	10	16	11	12

Region

%	Total	Vancouver/Lower Mainland	Vancouver Island	Interior/North
Sample	1014	624	246	144
British Columbia Party	6	7	5	8
BC Party	9	9	5	11
New Liberal Party	21	20	23	20
Progressive Party	11	12	9	9
Something else	42	41	46	40
Don't know	11	11	12	12

Household Income

%	Total	<20K	20-40K	40-60K	60-80K	80-100K	100K+
Sample	1014	115	196	153	139	96	151
British Columbia Party	6	11	5	10	5	6	4
BC Party	9	12	7	14	7	9	7
New Liberal Party	21	23	18	15	25	17	25
Progressive Party	11	11	13	9	12	14	10
Something else	42	36	41	38	44	44	47
Don't know	11	7	15	13	8	10	7

TORONTO

June 13th, 2012

180 Bloor Street W., #1400
Toronto, ON M5S 2V6
T 416.960.9600
F 416.960.9602
forumresearch.com

NEWS RELEASE



MEDIA INQUIRIES:

Lorne Bozinoff, President
lbozinoff@forumresearch.com
416.960.9603

Current Provincial Party Preference

%	Total	Lib	NDP	Cons	Green	Other Parties
Sample	1014	206	453	189	103	23
British Columbia Party	6	12	5	5	6	4
BC Party	9	19	5	12	7	2
New Liberal Party	21	23	23	20	15	23
Progressive Party	11	16	6	16	18	0
Something else	42	19	50	35	49	68
Don't know	11	10	11	12	5	4

TORONTO

June 13th, 2012

180 Bloor Street W., #1400
Toronto, ON M5S 2V6
T 416.960.9600
F 416.960.9602
forumresearch.com

NEWS RELEASE



MEDIA INQUIRIES:
Lorne Bozinoff, President
lbozinoff@forumresearch.com
416.960.9603

Favour for Northern Gateway Pipeline

'Are you in favour or opposed to the Northern Gateway pipeline which would carry crude oil from the Alberta oil sands across the Rocky Mountains to the BC coast at Kitimat to be shipped by tanker to refineries in Asia?'

[All Respondents]

Age / Gender

%	Total	18-34	35-44	45-54	55-64	65+	Male	Female
Sample	1014	78	110	178	312	336	458	556
In favour	31	21	30	31	39	40	41	22
Opposed	59	69	64	56	51	47	49	68
Don't know	10	10	6	12	10	13	9	11

Region

%	Total	Vancouver/Lower Mainland	Vancouver Island	Interior/North
Sample	1014	624	246	144
In favour	31	33	21	36
Opposed	59	56	70	58
Don't know	10	11	9	7

Household Income

%	Total	<20K	20-40K	40-60K	60-80K	80-100K	100K+
Sample	1014	115	196	153	139	96	151
In favour	31	17	34	34	32	26	36
Opposed	59	68	59	54	56	66	59
Don't know	10	15	8	12	11	8	6

Current Provincial Party Preference

%	Total	Lib	NDP	Cons	Green	Other Parties
Sample	1014	206	453	189	103	23
In favour	31	54	17	56	15	37
Opposed	59	34	74	31	82	63
Don't know	10	12	9	13	3	0

TORONTO
June 13th, 2012

NEWS RELEASE



FORUM RESEARCH INC.

MEDIA INQUIRIES:

Lorne Bozinoff, President
lbozinoff@forumresearch.com
416.960.9603

Approval for a Law Which Would Prohibit BC Coast Oil Tanker Traffic

‘Would you approve or disapprove of a law prohibiting oil tanker traffic along the British Columbia coast?’

[All Respondents]

Age / Gender

%	Total	18-34	35-44	45-54	55-64	65+	Male	Female
Sample	1014	78	110	178	312	336	458	556
Would approve	44	48	48	46	42	35	45	43
Would disapprove	41	41	39	35	46	45	41	41
Don't know	15	11	13	19	11	20	13	16

Region

%	Total	Vancouver/Lower Mainland	Vancouver Island	Interior/North
Sample	1014	624	246	144
Would approve	44	42	53	44
Would disapprove	41	43	34	43
Don't know	15	15	12	14

Household Income

%	Total	<20K	20-40K	40-60K	60-80K	80-100K	100K+
Sample	1014	115	196	153	139	96	151
Would approve	44	31	41	47	52	47	49
Would disapprove	41	45	42	35	34	48	42
Don't know	15	24	17	18	14	5	10

Current Provincial Party Preference

%	Total	Lib	NDP	Cons	Green	Other Parties
Sample	1014	206	453	189	103	23
Would approve	44	38	48	33	48	65
Would disapprove	41	39	40	51	40	31
Don't know	15	22	12	16	11	4

TORONTO

June 13th, 2012

180 Bloor Street W., #1400
Toronto, ON M5S 2V6
T 416.960.9600
F 416.960.9602
forumresearch.com

NEWS RELEASE



MEDIA INQUIRIES:

Lorne Bozinoff, President
lbozinoff@forumresearch.com
416.960.9603

Kinder-Morgan Capacity Increase Plan Opinion

'Do you approve or disapprove of Kinder-Morgan's plan to triple the capacity of the Trans Mountain pipeline from Edmonton to Vancouver, leading traffic to increase to a supertanker a day in Burrard Inlet?'

[All Respondents]

Age / Gender

%	Total	18-34	35-44	45-54	55-64	65+	Male	Female
Sample	1014	78	110	178	312	336	458	556
Approve	25	15	26	29	27	31	37	14
Disapprove	62	72	63	59	60	53	52	72
Don't know	13	13	11	13	13	16	11	14

Region

%	Total	Vancouver/Lower Mainland	Vancouver Island	Interior/North
Sample	1014	624	246	144
Approve	25	25	19	32
Disapprove	62	62	71	52
Don't know	13	13	10	16

Household Income

%	Total	<20K	20-40K	40-60K	60-80K	80-100K	100K+
Sample	1014	115	196	153	139	96	151
Approve	25	12	26	32	22	17	31
Disapprove	62	72	61	53	64	70	64
Don't know	13	16	13	15	14	13	5

Current Provincial Party Preference

%	Total	Lib	NDP	Cons	Green	Other Parties
Sample	1014	206	453	189	103	23
Approve	25	39	15	48	9	22
Disapprove	62	42	74	38	86	69
Don't know	13	19	11	14	5	9

TORONTO

June 13th, 2012

180 Bloor Street W., #1400
Toronto, ON M5S 2V6
T 416.960.9600
F 416.960.9602
forumresearch.com

NEWS RELEASE



MEDIA INQUIRIES:

Lorne Bozinoff, President
lbozinoff@forumresearch.com
416.960.9603

Approval of One Half Percent Fee Per Year Increase for Province's Doctors

'The provincial government recently agreed on a one half percent fee increase per year for the province's doctors. Do you approve or disapprove of this deal?'

[All Respondents]

Age / Gender

%	Total	18-34	35-44	45-54	55-64	65+	Male	Female
Sample	1014	78	110	178	312	336	458	556
Approve	59	50	56	66	68	60	60	59
Disapprove	24	27	28	19	20	23	22	25
Don't know	17	23	16	15	12	17	19	16

Region

%	Total	Vancouver/Lower Mainland	Vancouver Island	Interior/North
Sample	1014	624	246	144
Approve	59	57	68	56
Disapprove	24	23	20	31
Don't know	17	20	12	12

Household Income

%	Total	<20K	20-40K	40-60K	60-80K	80-100K	100K+
Sample	1014	115	196	153	139	96	151
Approve	59	49	50	65	66	59	73
Disapprove	24	28	34	18	18	26	21
Don't know	17	24	17	17	16	15	6

Current Provincial Party Preference

%	Total	Lib	NDP	Cons	Green	Other Parties
Sample	1014	206	453	189	103	23
Approve	59	69	61	55	52	61
Disapprove	24	18	21	32	34	22
Don't know	17	14	18	14	14	16

TORONTO

June 13th, 2012

180 Bloor Street W., #1400
Toronto, ON M5S 2V6
T 416.960.9600
F 416.960.9602
forumresearch.com

NEWS RELEASE



FORUM RESEARCH INC.

MEDIA INQUIRIES:

Lorne Bozinoff, President
 lbozinoff@forumresearch.com
 416.960.9603

TORONTO
June 13th, 2012

Current Federal Party Preference

'Now a question about federal politics. If a federal election were held today, which party are you most likely to vote for?' + 'Even though you may not have made up your mind, which party are you leaning towards at this time?'

[Decided/Leaning Only]

Age / Gender

%	Total	18-34	35-44	45-54	55-64	65+	Male	Female
Sample	968	71	107	166	296	328	436	532
Conservative	31	19	25	32	32	43	37	26
Liberal	17	20	17	16	17	16	18	17
New Democratic	39	46	39	39	38	35	33	45
Green	9	8	14	10	10	4	9	9
Other	3	7	5	2	3	1	3	3

Region

%	Total	Vancouver/Lower Mainland	Vancouver Island	Interior/North
Sample	968	592	237	139
Conservative	31	32	26	35
Liberal	17	20	14	12
New Democratic	39	39	46	33
Green	9	7	10	16
Other	3	3	4	5

Household Income

%	Total	<20K	20-40K	40-60K	60-80K	80-100K	100K+
Sample	968	112	191	148	133	93	148
Conservative	31	26	25	32	35	33	31
Liberal	17	16	18	18	14	15	23
New Democratic	39	44	46	38	39	42	32
Green	9	11	9	8	11	9	8
Other	3	3	2	4	0	2	6

180 Bloor Street W., #1400
 Toronto, ON M5S 2V6
 T 416.960.9600
 F 416.960.9602
 forumresearch.com

NEWS RELEASE



MEDIA INQUIRIES:

Lorne Bozinoff, President
lbozinoff@forumresearch.com
416.960.9603

Current Provincial Party Preference

%	Total	Lib	NDP	Cons	Green	Other Parties
Sample	968	202	444	182	99	23
Conservative	31	52	9	82	10	23
Liberal	17	43	9	9	17	15
New Democratic	39	3	75	5	18	15
Green	9	1	5	3	46	14
Other	3	1	2	1	9	33

TORONTO

June 13th, 2012

-30-

For more information:

Lorne Bozinoff, Ph.D.

President

Forum Research Inc.

Tel: (416) 960-9603

Fax: (416) 960-9602

E-mail: lbozinoff@forumresearch.com