


# NEWS RELEASE



## **MEDIA INQUIRIES:**

Lorne Bozinoff, President  
lbozinoff@forumresearch.com  
416.960.9603

## **TORONTO**

**April 26<sup>th</sup>, 2012**

## **HIGHLIGHTS:**

- The NDP leads the federal Conservative Party by 3 points (36% to 33%)
- This represents a decrease of 3 points for the Conservatives since the last wave of polling
- Taking in to account margin for error, these voting intention results—if they hold on Election Day—would see the NDP capture a minority government of 133 seats
- Four-in-ten Canadians approve of the job Tom Mulcair is doing as leader of the opposition (41%), up from a third last month (32%)
- Mulcair's approval rating in Quebec is at 67%.

## **FOR IMMEDIATE RELEASE**

### **Federal NDP jumps into the lead**

#### **Would form minority government if election held today**

Toronto, April 26. In a sampling of public opinion taken by The Forum Poll™ among Canadians 18 years of age and older, the NDP led the federal Conservative Party by 3 points (36% to 33%), and this represents an increase of 2 points for the NDP (from 34%) and a decrease of 3 points for the Conservatives (from 36%) since our last wave of polling March 30. The Liberals have the support of just more than one fifth (22%) and this represents a slight increase since last month (19%). Polling suggests that the New Democrats are particularly popular with younger voters, with nearly half of all respondents under 35 decided or leaning towards voting NDP (47% NDP, 26% Conservative, 16% Liberal, 7% Bloc Quebecois, 3% Green Party, 1% Other).

#### **NDP to form minority if election held today**


Taking in to account margin for error, these voting intention results—if they hold on Election Day—would see the NDP capture a minority government of 133 seats, up from 126 last month, and up considerably from 103 in the election. The Conservatives would claim 118 seats, down from 142 last month and down considerably from 166 in the election. The Liberals show upward movement, and would take 54 seats, up considerably from 36 last month and 34 in the election. The Bloc Quebecois would take just 2 seats and the Green Party would keep leader Elizabeth May's single seat.

#### **Mulcair's favourables up sharply**

Four-in-ten Canadians approve of the job Tom Mulcair is doing as leader of the opposition (41%), up from a third last month (32%). His net approval (approve minus disapprove) is now +17. Approval ratings for both Stephen Harper (34%, -24) and Bob Rae (35%, -2) have remained stable. Quebec is by far the most enthusiastic province in regard to Mulcair support, providing the Leader of the Opposition with an approval rating that outpaces his rating in other provinces by a sizable margin (67%; compared to 38% Manitoba and Saskatchewan, 36% Atlantic, 35% British Columbia, 34% Ontario and 27% Alberta). As always, Harper's support in Alberta remains his regional strongpoint (57%; compared to 37% Ontario, 36% Manitoba and Saskatchewan, 34% British Columbia, 27% Atlantic and 21% Quebec).

180 Bloor Street W., #1400  
Toronto, ON M5S 2V6  
T 416.960.9600  
F 416.960.9602  
forumresearch.com

# NEWS RELEASE



## **MEDIA INQUIRIES:**

Lorne Bozinoff, President  
lbozinoff@forumresearch.com  
416.960.9603

## **TORONTO**

**April 26<sup>th</sup>, 2012**

## **HIGHLIGHTS:**

- The plurality of Canadians say they disapprove of the opposition leader having foreign citizenship (44%) compared to just fewer who approve of this (39%)
- More than one half of Canadians think the country is going in the wrong direction (53%), while just one third believe it is headed in the right direction (33%).
- More than half (57%) agree Canada is becoming more "small c" conservative
- More than one third (37%) think Canada is worse off now than it was one year ago (at the federal election), compared to just one fifth who say we are better off now (21%).

## **Most disapprove of opposition leader having foreign citizenship**

When analyzing the issue of Mulcair's dual citizenship, the plurality of Canadians say they disapprove of the opposition leader having foreign citizenship (44%) compared to just fewer who approve of this (39%). A substantial minority don't know how they feel about this issue (17%). New Democrat supporters are the most like political demographic to approve of the opposition leader holding dual citizenship (54%), with Bloc Quebecois (52%) and Liberal (49%) supporters also proving to be relaxed on this issue. Conservative supporters were the least likely to approve of Mulcair's foreign citizenship, with less than a fifth expressing approval (18%). Opinions on this issue were also split among age demographics. Over half of respondents under 35 expressed approval of the NDP leader's foreign citizenship, polling at much higher approval level than any other generation demographic (55% <34, 38% 35 to 44, 33% 45 to 54, 33% 55 to 64, and 28% 65+).

## **Majority believe the country is headed in the wrong direction**

More than one half of Canadians think the country is going in the wrong direction (53%), while just one third believe it is headed in the right direction (33%). Concern for the country's direction was high in all regions (only Alberta polled as having more respondents saying the country was headed in the right direction versus the wrong direction), but fears that Canada is heading in the wrong direction were highest in Quebec and Atlantic Canada (67% Quebec, 63% Atlantic, 51% Manitoba and Saskatchewan, 50% British Columbia, 49% Ontario and 36% Alberta).

## **Majority agree Canada is becoming more conservative**

More than half (57%) agree Canada is becoming more "small c" conservative, while fewer than one fifth think the country is becoming more liberal (18%). This sentiment was expressed across all demographics, with all age, region, political support, financial and gender categories indicating that they felt the country was becoming more conservative by a percentage of 50% or higher.

## **More believe Canada is worse off now than it was a year ago**

More than one third (37%) think Canada is worse off now than it was one year ago (at the federal election), compared to just one fifth who say we are better off now (21%). Conservatives were the only demographic that indicated they believe Canada is better off now than it was a year before (52%; compared to 12% Green, 10% Liberal, 8% New Democratic and 4% Bloc Quebecois).

180 Bloor Street W., #1400  
Toronto, ON M5S 2V6  
T 416.960.9600  
F 416.960.9602  
forumresearch.com

# NEWS RELEASE



## **MEDIA INQUIRIES:**

Lorne Bozinoff, President  
lbozinoff@forumresearch.com  
416.960.9603

## **TORONTO**

**April 26<sup>th</sup>, 2012**

- More than one half of Canadians agree the Charter of Rights and Freedoms has been a good thing for the country (58%)
- One quarter of Canadians identify with the right-hand end of the political spectrum (26%).
- Close to one half of Canadians see the NDP as the most effective opposition party (46%) and this is up sharply over the last two months (March 30 - 40%, March 2 - 32%).

### **Majority agree Charter has been good for Canada**

On its 30th anniversary, more than one half of Canadians agree the Charter of Rights and Freedoms has been a good thing for the country (58%), compared to very few who think it has been a bad thing (12%). The belief that the Charter has had a positive impact on Canada was particularly strong in Liberal supporters (74%), although New Democrats believe strongly in the Charter's benefits as well (68%). Conservatives were the least likely group to suggest the Charter was a "good thing" (47%).

### **Canadians evenly split between "left" and "right" wing**

One quarter of Canadians identify with the right-hand end of the political spectrum (26%), either explicitly right wing (12%) or "small c" conservative (14%), while an equal proportion opt for the left-hand end of the spectrum (25%), either explicitly left wing (10%) or progressive (15%). One third of Canadians say they are moderates (35%). Self-identified moderates were most likely to support of the Liberal Party (44% of Liberals indentify as moderate).

### **Close to half see NDP as most effective opposition**

Close to one half of Canadians see the NDP as the most effective opposition party (46%) and this is up sharply over the last two months (March 30 - 40%, March 2 - 32%). At the same time, just one fifth see the Liberals as the most effective opposition party (22%) and this has not changed since last month. The most faith in the New Democrats as an opposition force can be found in respondents under the age of 35 (54% believe the NDP makes for the most effective opposition), whereas belief that the Liberals are the most effective option is staggered across the age demographics.

180 Bloor Street W., #1400  
Toronto, ON M5S 2V6  
T 416.960.9600  
F 416.960.9602  
forumresearch.com

# NEWS RELEASE



## **MEDIA INQUIRIES:**

Lorne Bozinoff, President  
lbozinoff@forumresearch.com  
416.960.9603

## **TORONTO**

**April 26<sup>th</sup>, 2012**

- Three-in-ten Liberals supporters opt for Bob Rae for permanent leader (30%), while one quarter (24%) choose Justin Trudeau
- "While this appears to be an astonishing finding, we have been tracking the rising fortunes of the NDP since they elected Tom Mulcair leader, and this is the logical direction for that trend to head, which is to take over first place" said Forum Research President, Dr. Lorne Bozinoff.

### **Bob Rae and Justin Trudeau lead the pack for Liberal leader**

Three-in-ten Liberals supporters opt for Bob Rae for permanent leader (30%), while one quarter (24%) choose Justin Trudeau. No other listed candidate breaks past one tenth. One noteworthy trend is that Trudeau's popularity among current Liberal supporters is higher than his support from persons that voted Liberal in the last election (21%). Conversely, Rae's level of popularity from respondents that are current Liberal supporters and his level of support from those that voted Liberal in the last election is exactly the same (30%).

### **NDP's increased federal popularity follows trend logic**

"While this appears to be an astonishing finding, we have been tracking the rising fortunes of the NDP since they elected Tom Mulcair leader, and this is the logical direction for that trend to head, which is to take over first place" said Forum Research President, Dr. Lorne Bozinoff.

180 Bloor Street W., #1400  
Toronto, ON M5S 2V6  
T 416.960.9600  
F 416.960.9602  
forumresearch.com

# NEWS RELEASE



**FORUM RESEARCH INC.**

## **MEDIA INQUIRIES:**

Lorne Bozinoff, President  
lbozinoff@forumresearch.com  
416.960.9603

## **Methodology**

The Forum Poll™ was conducted by Forum Research with the results based on an interactive voice response telephone survey of 1744 randomly selected residents of Canada aged 18 or older. The poll was conducted on April 24-25<sup>th</sup>, 2012.

Results based on the total sample are considered accurate +/- 2.4%, 19 times out of 20. Subsample results will be less accurate. Margins of error for subsample (such as age, gender) results are available at [www.forumresearch.com/samplestim.asp](http://www.forumresearch.com/samplestim.asp)

Where appropriate, the data has been statistically weighted to ensure that the sample reflects the actual population according to the latest Census data.

This research is not necessarily predictive of future outcomes, but rather, captures opinion at one point in time. Forum Research conducted this poll as a public service and to demonstrate our survey research capabilities.

With offices across Canada and around the world, 100% Canadian-owned Forum Research is one of the country's leading survey research firms. This Forum Poll™ and other polls may be found at Forum's poll archive at [www.forumresearch.com/polls.asp](http://www.forumresearch.com/polls.asp)

## **TORONTO**

**April 26<sup>th</sup>, 2012**

## **Party Preference Trending**

*[Decided/Leaning]*

%	Sample	Cons	Lib	NDP	Green	Bloc	Other
Apr 24 <sup>th</sup> -25 <sup>th</sup> , 2012	1669	33	22	36	2	6	1
Mar 30 <sup>th</sup> , 2012	1591	36	19	34	5	5	1
Mar 26 <sup>th</sup> -27 <sup>th</sup> , 2012	1565	35	19	35	3	7	1
Mar 2 <sup>nd</sup> -3 <sup>rd</sup> , 2012	1603	37	25	28	4	5	1
Feb 6 <sup>th</sup> , 2012	1148	36	26	28	3	6	1
Jan 13 <sup>th</sup> , 2012	1140	35	25	28	4	6	1
Dec 13 <sup>th</sup> , 2011	1160	33	21	27	8	6	5
Federal Election May 2 <sup>nd</sup> , 2011	n/a	40	19	31	4	6	0

180 Bloor Street W., #1400  
Toronto, ON M5S 2V6  
T 416.960.9600  
F 416.960.9602  
forumresearch.com

# NEWS RELEASE



**MEDIA INQUIRIES:**  
Lorne Bozinoff, President  
lbozinoff@forumresearch.com  
416.960.9603

## *Seat Distribution Projection Trending*

%	Cons	Lib	NDP	Green	Bloc	Other
Apr 24 <sup>th</sup> -25 <sup>th</sup> , 2012	118	54	133	1	2	0
Mar 30 <sup>th</sup> , 2012	142	36	126	1	3	0
Mar 26 <sup>th</sup> -27 <sup>th</sup> , 2012	151	25	120	1	11	0
Mar 2 <sup>nd</sup> -3 <sup>rd</sup> , 2012	145	69	78	1	15	0
Feb 6 <sup>th</sup> , 2012	151	60	88	1	8	0
Federal Election May 2 <sup>nd</sup> , 2011	166	34	103	1	4	0

**TORONTO**  
**April 26<sup>th</sup>, 2012**

## *Federal Leader Approval Rating Trending (% Approve)*

*[All Respondents]*

%	Sample	Rae	Harper	Mulcair
Apr 24 <sup>th</sup> -25 <sup>th</sup> , 2012	1669	35	34	41
Mar 30 <sup>th</sup> , 2012	1675	36	34	32
Mar 26 <sup>th</sup> -27 <sup>th</sup> , 2012	1638	32	34	32

180 Bloor Street W., #1400  
Toronto, ON M5S 2V6  
T 416.960.9600  
F 416.960.9602  
forumresearch.com

# NEWS RELEASE



**FORUM RESEARCH INC.**

## **MEDIA INQUIRIES:**

Lorne Bozinoff, President  
lbozinoff@forumresearch.com  
416.960.9603

## **TORONTO**

**April 26<sup>th</sup>, 2012**

### **Federal Party Preference**

*'If a federal election were held today, which party are you most likely to vote for?'+ 'Even though you may not have made up your mind, which party are you leaning towards at this time?'*

*[Decided/Leaning]*

### **Age / Gender**

<b>%</b>	<b>Total</b>	<b>18-34</b>	<b>35-44</b>	<b>45-54</b>	<b>55-64</b>	<b>65+</b>	<b>Male</b>	<b>Female</b>
<b>Sample</b>	<b>1669</b>	<b>180</b>	<b>209</b>	<b>327</b>	<b>477</b>	<b>476</b>	<b>788</b>	<b>881</b>
<b>Conservative</b>	33	26	35	31	34	38	38	28
<b>Liberal</b>	22	16	24	24	21	26	22	22
<b>New Democratic</b>	36	47	32	34	38	30	31	40
<b>Green</b>	2	3	3	3	2	1	2	3
<b>Bloc Quebecois</b>	6	7	6	7	6	4	6	6
<b>Other Parties</b>	1	1	1	1	0	1	1	1

### **Region**

<b>%</b>	<b>Total</b>	<b>Atlantic</b>	<b>Quebec</b>	<b>Ontario</b>	<b>Prairies</b>	<b>Alberta</b>	<b>BC</b>
<b>Sample</b>	<b>1669</b>	<b>119</b>	<b>422</b>	<b>637</b>	<b>124</b>	<b>160</b>	<b>207</b>
<b>Conservative</b>	33	29	17	38	38	54	32
<b>Liberal</b>	22	27	16	28	21	20	18
<b>New Democratic</b>	36	41	42	31	40	24	44
<b>Green</b>	2	2	1	3	1	1	5
<b>Bloc Quebecois</b>	6	0	23	0	0	0	0
<b>Other Parties</b>	1	1	0	1	1	1	1

180 Bloor Street W., #1400  
Toronto, ON M5S 2V6  
T 416.960.9600  
F 416.960.9602  
forumresearch.com

# NEWS RELEASE



%	Total	<20K	20-40K	40-60K	60-80K	80-100K	100K+
sample	1669	218	300	251	202	156	294
Conservative	33	29	33	27	33	34	33
Liberal	22	20	20	24	17	22	28
New Democratic	36	41	37	40	36	35	32
Green	2	2	3	2	1	2	2
Bloc Quebecois	6	6	6	6	12	7	3
Other Parties	1	1	1	1	1	1	1

## MEDIA INQUIRIES:

Lorne Bozinoff, President  
lbozinoff@forumresearch.com  
416.960.9603

## TORONTO

April 26<sup>th</sup>, 2012

180 Bloor Street W., #1400  
Toronto, ON M5S 2V6  
T 416.960.9600  
F 416.960.9602  
forumresearch.com



# NEWS RELEASE



**FORUM RESEARCH INC.**

**MEDIA INQUIRIES:**  
Lorne Bozinoff, President  
lbozinoff@forumresearch.com  
416.960.9603

**TORONTO**  
**April 26<sup>th</sup>, 2012**

## Approval of Leaders:

### Conservative

*'Do you approve or disapprove of the job Stephen Harper is doing as Prime Minister?'*

*[All Respondents]*

### Age / Gender

%	Total	18-34	35-44	45-54	55-64	65+	Male	Female
Sample	1744	185	221	343	499	496	819	925
Approve	34	26	37	33	38	42	40	29
Disapprove	58	66	56	57	57	50	53	63
Don't Know	8	8	7	10	5	9	7	8

### Region

%	Total	Atlantic	Quebec	Ontario	Prairies	Alberta	BC
Sample	1744	127	438	667	130	165	217
Approve	34	27	21	37	36	57	34
Disapprove	58	64	70	54	57	40	61
Don't Know	8	8	9	9	8	3	5

### Income

%	Total	<20K	20-40K	40-60K	60-80K	80-100K	100K+
sample	1744	226	315	257	209	159	303
Approve	34	34	35	28	32	38	36
Disapprove	58	59	54	64	62	60	59
Don't Know	8	7	11	8	6	2	5

### Current Federal Party Preference

%	Total	Cons	Lib	NDP	Green	Bloc	Other Parties
Sample	1744	521	365	536	81	96	70
Approve	34	87	13	12	21	7	17
Disapprove	58	8	80	83	72	85	62
Don't Know	8	5	7	5	6	8	22

180 Bloor Street W., #1400  
Toronto, ON M5S 2V6  
T 416.960.9600  
F 416.960.9602  
forumresearch.com

# NEWS RELEASE



**FORUM RESEARCH INC.**

**MEDIA INQUIRIES:**

Lorne Bozinoff, President  
 lbozinoff@forumresearch.com  
 416.960.9603

**TORONTO**  
**April 26<sup>th</sup>, 2012**

**NDP**

*'Do you approve or disapprove of the job Thomas Mulcair is doing as Leader of the Opposition?'*

*[All Respondents]*

**Age / Gender**

%	Total	18-34	35-44	45-54	55-64	65+	Male	Female
Sample	1744	185	221	343	499	496	819	925
Approve	41	45	36	37	47	39	43	39
Disapprove	24	23	29	25	21	21	32	17
Don't Know	35	33	35	38	32	40	26	44

**Region**

%	Total	Atlantic	Quebec	Ontario	Prairies	Alberta	BC
Sample	1744	127	438	667	130	165	217
Approve	41	36	63	34	38	27	35
Disapprove	24	28	14	27	22	27	29
Don't Know	35	36	22	40	39	46	36

**Income**

%	Total	<20K	20-40K	40-60K	60-80K	80-100K	100K+
sample	1744	226	315	257	209	159	303
Approve	41	37	40	47	41	48	45
Disapprove	24	23	25	22	25	24	23
Don't Know	35	40	35	31	34	28	32

**Current Federal Party Preference**

%	Total	Cons	Lib	NDP	Green	Bloc	Other Parties
Sample	1744	521	365	536	81	96	70
Approve	41	21	43	63	30	61	14
Disapprove	24	41	21	10	29	13	42
Don't Know	35	38	36	27	41	26	44

180 Bloor Street W., #1400  
 Toronto, ON M5S 2V6  
 T 416.960.9600  
 F 416.960.9602  
 forumresearch.com

# NEWS RELEASE



**FORUM RESEARCH INC.**

**MEDIA INQUIRIES:**

Lorne Bozinoff, President  
 lbozinoff@forumresearch.com  
 416.960.9603

**TORONTO**

**April 26<sup>th</sup>, 2012**

**Liberal**

*'Do you approve or disapprove of the job Bob Rae is doing as leader of the Liberal Party?'*

*[All Respondents]*

**Age / Gender**

%	Total	18-34	35-44	45-54	55-64	65+	Male	Female
Sample	1744	185	221	343	499	496	819	925
Approve	35	27	34	34	43	42	39	31
Disapprove	37	36	40	40	37	34	43	32
Don't Know	28	36	26	26	20	24	18	37

**Region**

%	Total	Atlantic	Quebec	Ontario	Prairies	Alberta	BC
Sample	1744	127	438	667	130	165	217
Approve	35	36	36	36	32	31	35
Disapprove	37	38	35	40	34	31	41
Don't Know	28	26	30	24	35	38	24

**Income**

%	Total	<20K	20-40K	40-60K	60-80K	80-100K	100K+
sample	1744	226	315	257	209	159	303
Approve	35	30	33	42	36	33	42
Disapprove	37	35	39	36	41	42	35
Don't Know	28	35	28	22	22	26	23

**Current Federal Party Preference**

%	Total	Cons	Lib	NDP	Green	Bloc	Other Parties
Sample	1744	521	365	536	81	96	70
Approve	35	17	70	39	22	29	12
Disapprove	37	57	13	33	45	47	48
Don't Know	28	26	18	28	34	25	39

180 Bloor Street W., #1400  
 Toronto, ON M5S 2V6  
 T 416.960.9600  
 F 416.960.9602  
 forumresearch.com

# NEWS RELEASE



**MEDIA INQUIRIES:**  
 Lorne Bozinoff, President  
 lbozinoff@forumresearch.com  
 416.960.9603

**TORONTO**  
**April 26<sup>th</sup>, 2012**

## **Approval of Leader of Opposition Also Having Foreign Citizenship**

*'In addition to having Canadian citizenship, do you approve or disapprove of the leader of the Opposition also having foreign citizenship?'*

[All Respondents]

### **Age / Gender**

%	Total	18-34	35-44	45-54	55-64	65+	Male	Female
Sample	1744	185	221	343	499	496	819	925
Approve of the Leader of Opposition also having foreign citizenship	39	55	38	33	33	28	38	40
Disapprove of the Leader of Opposition also having foreign citizenship	44	31	45	53	47	49	48	40
Don't know	17	13	17	15	20	23	14	20

### **Region**

%	Total	Atl	Que	ON	Man / Sask	AB	BC
Sample	1744	127	438	667	130	165	217
Approve of the Leader of Opposition also having foreign citizenship	39	39	48	35	33	37	41
Disapprove of the Leader of Opposition also having foreign citizenship	44	49	37	47	41	47	42
Don't know	17	12	15	18	26	16	18

180 Bloor Street W., #1400  
 Toronto, ON M5S 2V6  
 T 416.960.9600  
 F 416.960.9602  
 forumresearch.com

# NEWS RELEASE



**MEDIA INQUIRIES:**  
Lorne Bozinoff, President  
lbozinoff@forumresearch.com  
416.960.9603

## *Current Federal Party Preference*

%	Total	Cons	Lib	NDP	Green	Bloc	Other Parties
Sample	1744	521	365	536	81	96	70
Approve of the Leader of Opposition also having foreign citizenship	39	18	49	54	33	52	32
Disapprove of the Leader of Opposition also having foreign citizenship	44	69	34	30	44	29	43
Don't Know	17	13	17	16	22	19	25

**TORONTO**  
**April 26<sup>th</sup>, 2012**

# NEWS RELEASE



**FORUM RESEARCH INC.**

**MEDIA INQUIRIES:**

Lorne Bozinoff, President  
 lbozinoff@forumresearch.com  
 416.960.9603

**TORONTO**

**April 26<sup>th</sup>, 2012**

**Opinion of Direction Country is Headed**

*'Do you believe the country is headed in the right direction or wrong direction?'*

[All Respondents]

**Age / Gender**

%	Total	18-34	35-44	45-54	55-64	65+	Male	Female
Sample	1744	185	221	343	499	496	819	925
Right direction	33	25	32	37	35	42	39	29
Wrong direction	53	60	55	51	54	43	50	56
Neither	11	13	10	10	9	11	9	12
Don't know	2	1	3	2	2	3	2	3

**Region**

%	Total	Atl	Que	ON	Man / Sask	AB	BC
Sample	1744	127	438	667	130	165	217
Right direction	33	29	20	36	36	50	37
Wrong direction	53	63	67	49	51	36	50
Neither	11	5	11	11	11	13	11
Don't know	2	3	2	3	2	2	2

**Income**

%	Total	<\$20K	\$20K-40K	\$40K-60K	\$60K-80K	\$80K-100K	\$100K+
Sample	1744	226	315	257	209	159	303
Right direction	33	33	33	28	35	36	37
Wrong direction	53	50	55	63	50	52	53
Neither	11	13	9	7	11	12	9
Don't know	2	4	3	2	3	0	0

180 Bloor Street W., #1400  
 Toronto, ON M5S 2V6  
 T 416.960.9600  
 F 416.960.9602  
 forumresearch.com

# NEWS RELEASE



**MEDIA INQUIRIES:**  
Lorne Bozinoff, President  
lbozinoff@forumresearch.com  
416.960.9603

## *Current Federal Party Preference*

%	Total	Con	Lib	NDP	Green	Bloc	Other
Sample	1744	521	365	536	81	96	70
Right direction	33	78	19	13	21	7	26
Wrong direction	53	12	66	76	70	82	53
Neither	11	10	14	9	3	9	14
Don't know	2	1	1	2	6	3	6

**TORONTO**  
**April 26<sup>th</sup>, 2012**

# NEWS RELEASE



**FORUM RESEARCH INC.**

**MEDIA INQUIRIES:**

Lorne Bozinoff, President  
 lbozinoff@forumresearch.com  
 416.960.9603

**TORONTO**

**April 26<sup>th</sup>, 2012**

**Opinion of Whether Canada is becoming more conservative or liberal**

*'Is Canada becoming more "small c" conservative or is it becoming more "small l" liberal?'*

[All Respondents]

**Age / Gender**

%	Total	18-34	35-44	45-54	55-64	65+	Male	Female
<b>Sample</b>	<b>1744</b>	<b>185</b>	<b>221</b>	<b>343</b>	<b>499</b>	<b>496</b>	<b>819</b>	<b>925</b>
More conservative	57	56	58	57	57	55	60	53
More liberal	18	18	15	20	19	17	19	17
Neither	20	22	21	15	20	21	16	24
Don't know	5	4	6	7	4	7	5	6

**Region**

%	Total	Atl	Que	ON	Man / Sask	AB	BC
<b>Sample</b>	<b>1744</b>	<b>127</b>	<b>438</b>	<b>667</b>	<b>130</b>	<b>165</b>	<b>217</b>
More conservative	57	62	61	55	64	50	53
More liberal	18	12	17	19	12	22	19
Neither	20	18	20	20	15	20	23
Don't know	5	8	2	6	9	7	6

**Income**

%	Total	<\$20K	\$20K-40K	\$40K-60K	\$60K-80K	\$80K-100K	\$100K+
<b>Sample</b>	<b>1744</b>	<b>226</b>	<b>315</b>	<b>257</b>	<b>209</b>	<b>159</b>	<b>303</b>
More conservative	57	52	50	55	61	67	68
More liberal	18	22	27	18	16	18	13
Neither	20	18	19	24	16	13	16
Don't know	5	8	4	3	7	2	3

180 Bloor Street W., #1400  
 Toronto, ON M5S 2V6  
 T 416.960.9600  
 F 416.960.9602  
 forumresearch.com



# NEWS RELEASE




**MEDIA INQUIRIES:**  
Lorne Bozinoff, President  
lbozinoff@forumresearch.com  
416.960.9603

## *Current Federal Party Preference*

%	Total	Con	Lib	NDP	Green	Bloc	Other
Sample	1744	521	365	536	81	96	70
More conservative	57	60	59	60	51	58	51
More liberal	18	16	21	18	19	19	16
Neither	20	17	17	18	28	20	29
Don't know	5	6	4	4	3	3	4

**TORONTO**  
**April 26<sup>th</sup>, 2012**

# NEWS RELEASE



**FORUM RESEARCH INC.**

**MEDIA INQUIRIES:**

Lorne Bozinoff, President  
 lbozinoff@forumresearch.com  
 416.960.9603

**TORONTO**

**April 26<sup>th</sup>, 2012**

**Self-characterization of Political Orientation**

*‘How would you characterize your political orientation? Are you right wing, “small c” conservative, moderate, progressive or left wing?’*

*[All Respondents]*

**Age / Gender**

%	Total	18-34	35-44	45-54	55-64	65+	Male	Female
<b>Sample</b>	<b>1744</b>	<b>185</b>	<b>221</b>	<b>343</b>	<b>499</b>	<b>496</b>	<b>819</b>	<b>925</b>
<b>Right wing</b>	12	14	11	12	12	13	17	9
<b>“Small c” conservative</b>	14	10	13	15	16	17	14	14
<b>Moderate</b>	35	27	35	37	38	44	33	37
<b>Progressive</b>	15	21	15	12	13	10	16	14
<b>Left wing</b>	10	13	10	9	9	6	9	10
<b>Something else</b>	14	16	16	15	12	9	11	17

**Region**

%	Total	Atl	Que	ON	Man / Sask	AB	BC
<b>Sample</b>	<b>1744</b>	<b>127</b>	<b>438</b>	<b>667</b>	<b>130</b>	<b>165</b>	<b>217</b>
<b>Right wing</b>	12	8	10	13	14	18	12
<b>“Small c” conservative</b>	14	9	11	16	10	17	15
<b>Moderate</b>	35	33	42	33	43	28	32
<b>Progressive</b>	15	22	14	13	11	16	17
<b>Left wing</b>	10	4	12	9	8	8	12
<b>Something else</b>	14	24	11	15	13	13	12

180 Bloor Street W., #1400  
 Toronto, ON M5S 2V6  
 T 416.960.9600  
 F 416.960.9602  
 forumresearch.com

# NEWS RELEASE



**FORUM RESEARCH INC.**

**MEDIA INQUIRIES:**  
Lorne Bozinoff, President  
lbozinoff@forumresearch.com  
416.960.9603

## *Income*

%	Total	<\$20K	\$20K-40K	\$40K-60K	\$60K-80K	\$80K-100K	\$100K+
<b>Sample</b>	<b>1744</b>	<b>226</b>	<b>315</b>	<b>257</b>	<b>209</b>	<b>159</b>	<b>303</b>
Right wing	12	17	13	10	13	12	12
“Small c” conservative	14	10	13	17	13	9	18
Moderate	35	30	36	31	40	38	35
Progressive	15	13	16	14	14	17	18
Left wing	10	10	8	11	12	13	10
Something else	14	21	13	16	7	11	7

**TORONTO**  
**April 26<sup>th</sup>, 2012**

## *Current Federal Party Preference*

%	Total	Con	Lib	NDP	Green	Bloc	Other
<b>Sample</b>	<b>1744</b>	<b>521</b>	<b>365</b>	<b>536</b>	<b>81</b>	<b>96</b>	<b>70</b>
Right wing	12	29	7	5	6	7	14
“Small c” conservative	14	27	9	8	14	4	14
Moderate	35	31	44	37	26	43	22
Progressive	15	8	18	21	23	9	8
Left wing	10	1	8	17	12	27	11
Something else	14	5	16	13	19	9	30

180 Bloor Street W., #1400  
Toronto, ON M5S 2V6  
T 416.960.9600  
F 416.960.9602  
forumresearch.com

# NEWS RELEASE



**FORUM RESEARCH INC.**

**MEDIA INQUIRIES:**

Lorne Bozinoff, President  
 lbozinoff@forumresearch.com  
 416.960.9603

**TORONTO**

**April 26<sup>th</sup>, 2012**

**Party Perceived as Most Effective Opposition**

*'Which party do you think is the most effective in opposition to the government, the NDP, the Liberal Party or neither?'*

[All Respondents]

**Age / Gender**

%	Total	18-34	35-44	45-54	55-64	65+	Male	Female
Sample	1744	185	221	343	499	496	819	925
NDP	46	54	40	41	49	41	43	48
Liberal party	22	20	25	23	19	22	24	19
Neither	30	24	33	33	31	34	31	30
Don't know	3	2	3	3	1	3	2	4

**Region**

%	Total	Atl	Que	ON	Man / Sask	AB	BC
Sample	1744	127	438	667	130	165	217
NDP	46	51	51	41	56	35	49
Liberal party	22	21	18	24	21	29	16
Neither	30	25	31	31	19	34	33
Don't know	3	3	1	4	3	2	2

**Income**

%	Total	<\$20K	\$20K-40K	\$40K-60K	\$60K-80K	\$80K-100K	\$100K+
Sample	1744	226	315	257	209	159	303
NDP	46	50	52	49	47	43	38
Liberal party	22	18	19	22	20	21	28
Neither	30	29	28	27	32	34	31
Don't know	3	3	2	2	1	3	2

**Current Federal Party Preference**

%	Total	Con	Lib	NDP	Green	Bloc	Other
Sample	1744	521	365	536	81	96	70
NDP	46	32	19	77	46	54	32
Liberal party	22	19	58	8	14	6	11
Neither	30	47	20	14	34	41	57
Don't know	3	2	3	1	6	0	1

180 Bloor Street W., #1400  
 Toronto, ON M5S 2V6  
 T 416.960.9600  
 F 416.960.9602  
 forumresearch.com

# NEWS RELEASE



**FORUM RESEARCH INC.**

**MEDIA INQUIRIES:**

Lorne Bozinoff, President  
 lbozinoff@forumresearch.com  
 416.960.9603

**TORONTO**

**April 26<sup>th</sup>, 2012**

**Opinion of Status of Canada Relative to Last Year**

*'Is Canada better off now, worse off now, or neither better nor worse off now than one year ago?'*

[All Respondents]

**Age / Gender**

%	Total	18-34	35-44	45-54	55-64	65+	Male	Female
Sample	1744	185	221	343	499	496	819	925
Better off now	21	15	23	23	23	26	28	15
Neither better off nor worse off	40	39	41	40	40	40	37	43
Worse off now	37	44	36	36	35	31	34	40
Don't know	2	2	1	2	2	3	2	2

**Region**

%	Total	Atl	Que	ON	Man / Sask	AB	BC
Sample	1744	127	438	667	130	165	217
Better off now	21	16	9	24	28	40	21
Neither better off nor worse off	40	43	43	41	37	36	33
Worse off now	37	38	46	33	32	22	44
Don't know	2	3	2	2	3	3	1

**Income**

%	Total	<\$20K	\$20K-40K	\$40K-60K	\$60K-80K	\$80K-100K	\$100K+
Sample	1744	226	315	257	209	159	303
Better off now	21	19	16	18	24	26	26
Neither better off nor worse off	40	39	47	39	39	36	35
Worse off now	37	39	35	42	36	38	37
Don't know	2	3	2	1	1	1	2

180 Bloor Street W., #1400  
 Toronto, ON M5S 2V6  
 T 416.960.9600  
 F 416.960.9602  
 forumresearch.com

# NEWS RELEASE



## **MEDIA INQUIRIES:**

Lorne Bozinoff, President  
lbozinoff@forumresearch.com  
416.960.9603

### *Current Federal Party Preference*

<b>%</b>	<b>Total</b>	<b>Con</b>	<b>Lib</b>	<b>NDP</b>	<b>Green</b>	<b>Bloc</b>	<b>Other</b>
<b>Sample</b>	<b>1744</b>	<b>521</b>	<b>365</b>	<b>536</b>	<b>81</b>	<b>96</b>	<b>70</b>
<b>Better off now</b>	21	52	10	8	12	4	20
<b>Neither better off nor worse off</b>	40	37	47	38	40	38	27
<b>Worse off now</b>	37	9	42	53	46	58	50
<b>Don't know</b>	2	2	1	1	2	1	4

## **TORONTO**

**April 26<sup>th</sup>, 2012**

180 Bloor Street W., #1400  
Toronto, ON M5S 2V6  
T 416.960.9600  
F 416.960.9602  
forumresearch.com

# NEWS RELEASE



**FORUM RESEARCH INC.**

**MEDIA INQUIRIES:**  
Lorne Bozinoff, President  
lbozinoff@forumresearch.com  
416.960.9603

## *Opinion of Canadian Charter of Rights and Freedoms*

*'Do you think that the Canadian Charter of Rights and Freedoms has been a good thing, has been a bad thing or has been a bad thing for Canada?'*

[All Respondents]

### *Age / Gender*

%	Total	18-34	35-44	45-54	55-64	65+	Male	Female
Sample	1744	185	221	343	499	496	819	925
A good thing	58	68	61	53	55	47	57	59
Neither a good thing nor a bad thing	25	19	24	28	25	29	26	24
A bad thing	12	7	10	12	17	17	13	10
Don't know	6	6	5	7	3	8	4	7

### *Region*

%	Total	Atl	Que	ON	Man / Sask	AB	BC
Sample	1744	127	438	667	130	165	217
A good thing	58	61	56	59	68	61	52
Neither a good thing nor a bad thing	25	25	29	23	20	21	27
A bad thing	12	11	9	13	6	13	15
Don't know	6	3	6	6	7	5	6

### *Income*

%	Total	<\$20K	\$20K-40K	\$40K-60K	\$60K-80K	\$80K-100K	\$100K+
Sample	1744	226	315	257	209	159	303
A good thing	58	52	55	59	52	68	64
Neither a good thing nor a bad thing	25	29	26	24	29	15	20
A bad thing	12	10	11	13	14	13	12
Don't know	6	9	7	4	5	3	4

**TORONTO**  
**April 26<sup>th</sup>, 2012**

# NEWS RELEASE



## **MEDIA INQUIRIES:**

Lorne Bozinoff, President  
lbozinoff@forumresearch.com  
416.960.9603

### *Current Federal Party Preference*

<b>%</b>	<b>Total</b>	<b>Con</b>	<b>Lib</b>	<b>NDP</b>	<b>Green</b>	<b>Bloc</b>	<b>Other</b>
<b>Sample</b>	<b>1744</b>	<b>521</b>	<b>365</b>	<b>536</b>	<b>81</b>	<b>96</b>	<b>70</b>
<b>A good thing</b>	58	47	74	68	45	53	30
<b>Neither a good thing nor a bad thing</b>	25	25	18	22	38	32	34
<b>A bad thing</b>	12	23	4	6	16	11	18
<b>Don't know</b>	6	6	4	4	1	4	18

## **TORONTO**

**April 26<sup>th</sup>, 2012**

180 Bloor Street W., #1400  
Toronto, ON M5S 2V6  
T 416.960.9600  
F 416.960.9602  
forumresearch.com



# NEWS RELEASE



**FORUM RESEARCH INC.**

**MEDIA INQUIRIES:**

Lorne Bozinoff, President  
 lbozinoff@forumresearch.com  
 416.960.9603

**TORONTO**  
**April 26<sup>th</sup>, 2012**

**Liberal Party Leadership Preference**

*'Who of the following do you think would make the best leader for the Liberal Party?'*

*[All Respondents]*

**Age / Gender**

%	Total	18-34	35-44	45-54	55-64	65+	Male	Female
<b>Sample</b>	<b>1744</b>	<b>185</b>	<b>221</b>	<b>343</b>	<b>499</b>	<b>496</b>	<b>819</b>	<b>925</b>
Bob Rae	18	13	19	16	21	25	20	16
Mark Carney	4	3	4	4	4	3	5	2
Dominic Leblanc	2	1	1	2	3	2	3	1
Justin Trudeau	17	17	19	17	18	12	14	19
David McGuinty	3	2	2	4	3	2	2	3
Gerard Kennedy	5	8	2	6	3	3	6	4
Marc Garneau	3	3	4	4	3	3	3	3
Ken Dryden	8	7	9	10	7	5	10	6
Don't know	42	46	41	38	37	44	37	46

**Region**

%	Total	Atl	Que	ON	Man / Sask	AB	BC
<b>Sample</b>	<b>1744</b>	<b>127</b>	<b>438</b>	<b>667</b>	<b>130</b>	<b>165</b>	<b>217</b>
Bob Rae	18	15	18	21	13	7	22
Mark Carney	4	0	2	5	3	5	4
Dominic Leblanc	2	4	3	1	3	1	1
Justin Trudeau	17	17	27	12	10	14	14
David McGuinty	3	2	2	3	2	5	3
Gerard Kennedy	5	1	1	6	2	9	8
Marc Garneau	3	1	8	1	0	1	5
Ken Dryden	8	19	4	10	10	6	3

180 Bloor Street W., #1400  
 Toronto, ON M5S 2V6  
 T 416.960.9600  
 F 416.960.9602  
 forumresearch.com

# NEWS RELEASE

Don't know 42 40 35 41 57 53 40



## MEDIA INQUIRIES:

Lorne Bozinoff, President  
 lbozinoff@forumresearch.com  
 416.960.9603

## TORONTO

April 26<sup>th</sup>, 2012

### Income

%	Total	<\$20K	\$20K-40K	\$40K-60K	\$60K-80K	\$80K-100K	\$100K+
<b>Sample</b>	<b>1744</b>	<b>226</b>	<b>315</b>	<b>257</b>	<b>209</b>	<b>159</b>	<b>303</b>
Bob Rae	18	17	19	19	17	18	22
Mark Carney	4	3	6	3	0	4	6
Dominic Leblanc	2	1	2	2	5	3	1
Justin Trudeau	17	13	19	18	18	12	19
David McGuinty	3	4	2	2	1	3	3
Gerard Kennedy	5	3	4	7	3	7	6
Marc Garneau	3	2	1	5	5	3	3
Ken Dryden	8	11	7	6	11	8	7
Don't know	42	47	41	39	40	43	33

### Current Federal Party Preference

%	Total	Con	Lib	NDP	Green	Bloc	Other
<b>Sample</b>	<b>1744</b>	<b>521</b>	<b>365</b>	<b>536</b>	<b>81</b>	<b>96</b>	<b>70</b>
Bob Rae	18	12	30	21	8	16	11
Mark Carney	4	5	4	2	6	2	7
Dominic Leblanc	2	1	1	2	3	7	0
Justin Trudeau	17	8	24	19	19	26	10
David McGuinty	3	3	2	3	1	2	3
Gerard Kennedy	5	4	8	5	2	2	4
Marc Garneau	3	2	2	3	9	8	0
Ken Dryden	8	10	7	7	13	3	9
Don't know	42	55	21	39	38	35	55

180 Bloor Street W., #1400  
 Toronto, ON M5S 2V6  
 T 416.960.9600  
 F 416.960.9602  
 forumresearch.com

# NEWS RELEASE



**FORUM RESEARCH INC.**

**MEDIA INQUIRIES:**

Lorne Bozinoff, President  
lbozinoff@forumresearch.com  
416.960.9603

**TORONTO**

**April 26<sup>th</sup>, 2012**

-30-

For more information:

Lorne Bozinoff, Ph.D.

President

Forum Research Inc.

Tel: (416) 960-9603

Fax: (416) 960-9602

E-mail: [lbozinoff@forumresearch.com](mailto:lbozinoff@forumresearch.com)

180 Bloor Street W., #1400

Toronto, ON M5S 2V6

T 416.960.9600

F 416.960.9602

[forumresearch.com](http://forumresearch.com)