


NEWS RELEASE



FOR IMMEDIATE RELEASE

PQ up in final Quebec poll; headed for comfortable majority

Toronto, September 3rd, 2012 – In the final sampling of public opinion taken by the Forum Poll™ among Quebec voters before they go to the polls, more than one third will vote PQ (36%), giving the party an ample lead over the second place Liberals at 29%. One quarter will vote for Francois Legault's CAQ (25%), one fifth (6%) will vote QS, and one fiftieth will either vote Green or ON (2% each).

The provincial Liberals had the most support among older participants, those with annual household incomes below \$20K (34%), and non-francophones (67%). The PQ, on the other hand, had the most support among those aged 55 to 64 (39%), females (39%), francophones (38%), and those living outside Quebec City, while support was low among those with annual household incomes above \$100K (29%). The CAQ had the least support among Quebecers 65 years and older (20%), but higher support among males (28%), respondents with annual household incomes exceeding \$100K (34%), francophones (26%), and residents of Quebec City (32%).

These voting intention results—if they hold on Election Day – would see the PQ capture a comfortable majority of 72 seats in the 125 seat National Assembly, to the Liberals' 38. The CAQ would take 13 seats, and QS and ON would each take one seat.

Voter enthusiasm high among PQ, Liberals

Both PQ voters and Liberal voters are enthusiastic about voting their parties (59% and 57% very enthusiastic, respectively), while CAQ supporters are somewhat less so (47% very enthusiastic).

"Apparently Quebecers have decided to stop flirting with the fringes and make their choice of one of the two parties that can actually win this election, and it looks like that's the PQ," said Forum Research President, Dr. Lorne Bozinoff.

MEDIA INQUIRIES:

Lorne Bozinoff, President
lbozinoff@forumresearch.com
416.960.9603

TORONTO


Sep 3rd, 2012

HIGHLIGHTS:

- More than one third will vote PQ (36%), giving the party an ample lead over the second place Liberals at 29%.
- These voting intention results—if they hold on Election Day – would see the PQ capture a comfortable majority of 72 seats in the 125 seat National Assembly, to the Liberals' 38.
- "Apparently Quebecers have decided to stop flirting with the fringes and make their choice of one of the two parties that can actually win this election, and it looks like that's the PQ," said Forum Research President, Dr. Lorne Bozinoff.

180 Bloor Street W., #1400
Toronto, ON M5S 2V6
T 416.960.9600
F 416.960.9602
forumresearch.com

NEWS RELEASE



Methodology

The Forum Poll™ was conducted by Forum Research with the results based on an interactive voice response telephone survey of 2,781 randomly selected residents of Quebec aged 18 or older. The poll was conducted on September 3rd, 2012.

Results based on the total sample are considered accurate +/- 1.86%, 19 times out of 20. Subsample results will be less accurate. Margins of error for subsample (such as age, gender) results are available at www.forumresearch.com/samplestim.asp.

Where appropriate, the data has been statistically weighted to ensure that the sample reflects the actual population according to the latest Census data.

This research is not necessarily predictive of future outcomes, but rather, captures opinion at one point in time. Forum Research conducted this poll as a public service and to demonstrate our survey research capabilities.

With offices across Canada and around the world, 100% Canadian-owned Forum Research is one of the country's leading survey research firms. This Forum Poll™ and other polls may be found at Forum's poll archive at www.forumresearch.com/polls.asp.

MEDIA INQUIRIES:


Lorne Bozinoff, President
lbozinoff@forumresearch.com
416.960.9603

TORONTO

Sep 3rd, 2012

180 Bloor Street W., #1400
Toronto, ON M5S 2V6
T 416.960.9600
F 416.960.9602
forumresearch.com

NEWS RELEASE

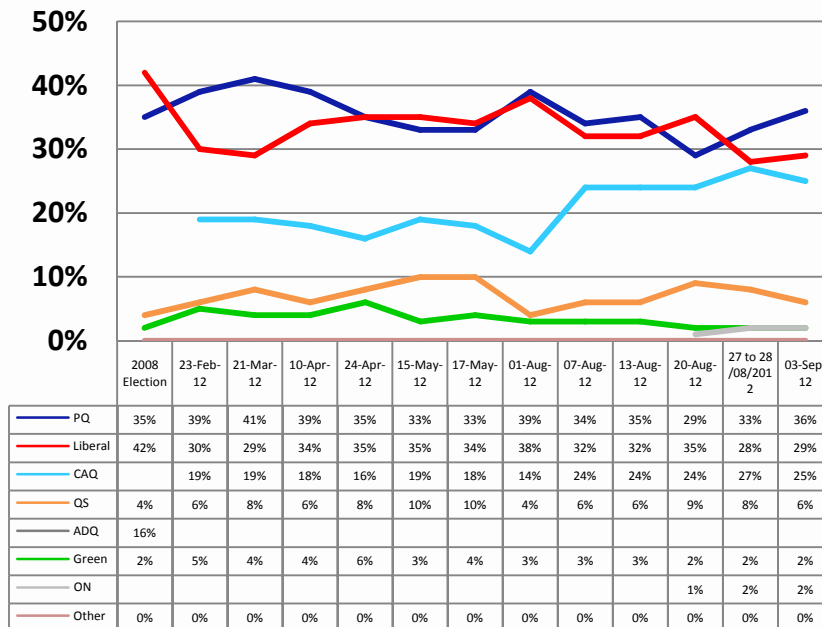


FORUM RESEARCH INC.

MEDIA INQUIRIES:

Lorne Bozinoff, President
 lbozinoff@forumresearch.com
 416.960.9603

Provincial Election Voting Preference Trending



TORONTO
Sep 3rd, 2012

Provincial Election Voting Preference Trending

%	PQ	Liberal	CAQ	QS	ADQ	Green	ON	Other
September 3 rd , 2012 (n=2703)	36	29	25	6	-	2	2	0
August 27 th to 28 th , 2012 (n=2542)	33	28	27	8	-	2	2	0
August 20 th , 2012 (n=1540)	29	35	24	9	-	2	1	0
August 13 th , 2012 (n=1563)	35	31	25	6	-	2	-	0
August 7 th , 2012 (n=1542)	34	32	24	6	-	3	-	0
August 1 st , 2012 (n=1509)	39	38	14	4	-	3	-	0
May 17 th , 2012 (n=1269)	33	34	18	10	-	4	-	0
May 15 th , 2012 (n=2164)	33	35	19	10	-	3	-	0
April 24 th , 2012 (n=918)	35	35	16	8	-	6	-	0
April 10 th , 2012 (n=1493)	39	34	18	6	-	4	-	0
March 21 st , 2012 (n=1518)	41	29	19	8	-	4	-	0
February 23 rd , 2012 (n=1519)	39	30	19	6	-	5	-	0
2008 Election	35	42	-	4	16	2	-	0

180 Bloor Street W., #1400
 Toronto, ON M5S 2V6
 T 416.960.9600
 F 416.960.9602
 forumresearch.com

NEWS RELEASE



MEDIA INQUIRIES:

Lorne Bozinoff, President
lbozinoff@forumresearch.com
416.960.9603

Seat Distribution

%	PQ	Liberal	CAQ	QS	ADQ	ON
Sep 3 rd , 2012	72	38	13	1	-	1
Aug 27 th - 28 th , 2012	67	37	19	1	-	1
Aug 20 th , 2012	46	63	11	2	-	1
Aug 13 th , 2012	68	42	14	1	-	-
Aug 7 th , 2012	65	46	13	1	-	-
Aug 1 st , 2012	65	54	5	1	-	-
May 17 th , 2012	60	57	7	1	-	-
May 15 th , 2012	55	60	8	2	-	-
Apr 24 th , 2012	66	50	7	2	-	-
Apr 10 th , 2012	69	50	5	1	-	-
Mar 21 st , 2012	85	30	9	1	-	-
Feb 23 rd , 2012	77	37	10	1	-	-
Current Distribution	44	64	9	1	-	1
2008 Election	51	66	-	1	7	-

TORONTO

Sep 3rd, 2012

180 Bloor Street W., #1400
Toronto, ON M5S 2V6
T 416.960.9600
F 416.960.9602
forumresearch.com

NEWS RELEASE



FORUM RESEARCH INC.

MEDIA INQUIRIES:

Lorne Bozinoff, President
 lbozinoff@forumresearch.com
 416.960.9603

Provincial Election Voting Preference

'In Tuesday's Quebec provincial election, which party are you most likely to vote for?' + 'Even though you may not have made up your mind, which party are you leaning towards at this time?'

[Decided / Leaning]

Age / Gender

%	Total	18-34	35-44	45-54	55-64	65+	Male	Female
Sample	2703	448	462	539	686	568	1195	1508
Liberal	29	21	24	27	29	42	30	27
Parti Quebecois, or PQ	36	37	31	37	39	32	32	39
Coalition Avenir Quebec, or CAQ	25	23	33	27	25	20	28	22
Quebec Solidaire, or QS	6	10	8	8	4	3	5	7
Green Party, or PVQ	2	4	1	1	1	2	2	2
Option Nationale, or ON	2	4	2	1	1	1	2	2
Other	0	1	0	0	1	0	0	0

Region / Language

%	Total	Mon	QC	ROQ	N Shore	S Shore	Francophone	Non-Francophone
Sample	2703	1321	347	1035	477	558	2248	455
Liberal	29	28	32	28	31	26	26	67
Parti Quebecois, or PQ	36	36	28	38	38	38	38	7
Coalition Avenir Quebec, or CAQ	25	24	32	24	22	27	26	16
Quebec Solidaire, or QS	6	8	4	6	5	6	7	4
Green Party, or PVQ	2	2	0	2	2	1	1	4
Option Nationale, or ON	2	2	3	1	1	1	2	1
Other	0	0	1	0	0	0	0	0

TORONTO
Sep 3rd, 2012

180 Bloor Street W., #1400
 Toronto, ON M5S 2V6
 T 416.960.9600
 F 416.960.9602
 forumresearch.com

NEWS RELEASE



FORUM RESEARCH INC.

MEDIA INQUIRIES:

Lorne Bozinoff, President
lbozinoff@forumresearch.com
416.960.9603

Household Income

%	Total	<\$20K	\$20-40K	\$40-60K	\$60-80K	\$80-100K	\$100K+
Sample	2703	313	546	467	413	257	417
Liberal	29	34	29	28	26	25	29
Parti Quebecois, or PQ	36	38	36	40	37	34	29
Coalition Avenir Quebec, or CAQ	25	15	23	22	28	31	34
Quebec Solidaire, or QS	6	6	8	7	6	5	5
Green Party, or PVQ	2	3	2	2	1	1	1
Option Nationale, or ON	2	3	2	1	2	3	2
Other	0	1	1	0	0	0	0

TORONTO

Sep 3rd, 2012

Last Provincial Election Vote (2008)

%	Total	PAST PROV - PQ	PAST PROV - Lib	PAST PROV - ADQ	PAST PROV - QS	PAST PROV - PVQ	PAST PROV - Other parties
Sample	2703	867	1061	373	102	95	66
Liberal	29	5	63	12	5	20	33
Parti Quebecois, or PQ	36	71	9	21	39	16	25
Coalition Avenir Quebec, or CAQ	25	16	23	59	8	22	23
Quebec Solidaire, or QS	6	5	3	3	42	12	13
Green Party, or PVQ	2	0	1	2	3	27	2
Option Nationale, or ON	2	3	1	2	3	3	0
Other	0	0	0	1	0	1	4

180 Bloor Street W., #1400
Toronto, ON M5S 2V6
T 416.960.9600
F 416.960.9602
forumresearch.com

NEWS RELEASE



FORUM RESEARCH INC.

MEDIA INQUIRIES:

Lorne Bozinoff, President
 lbozinoff@forumresearch.com
 416.960.9603

TORONTO

Sep 3rd, 2012

Provincial Election Party Vote Enthusiasm

'How enthusiastic are you about voting for your party in the upcoming provincial election?'

[All Respondents]

Age / Gender

%	Total	18-34	35-44	45-54	55-64	65+	Male	Female
Sample	2781	460	473	563	700	585	1227	1554
NET: Top2	85	82	84	84	85	88	84	85
NET: Btm2	15	18	16	16	15	12	16	15
Very enthusiastic	55	51	50	54	55	62	57	53
Somewhat enthusiastic	30	31	34	30	30	25	27	32
Not very enthusiastic	12	13	12	14	12	9	12	12
Not at all enthusiastic	3	4	4	2	3	3	4	3

Region / Language

%	Total	Mon	QC	ROQ	N Shore	S Shore	Francophone	Non-Francophone
Sample	2781	1361	355	1065	494	571	2310	471
NET: Top2	85	84	87	84	83	85	86	71
NET: Btm2	15	16	13	16	17	15	14	29
Very enthusiastic	55	55	54	54	53	56	55	48
Somewhat enthusiastic	30	29	33	30	31	29	30	23
Not very enthusiastic	12	12	10	12	12	12	11	20
Not at all enthusiastic	3	3	3	4	4	3	3	9

180 Bloor Street W., #1400
 Toronto, ON M5S 2V6
 T 416.960.9600
 F 416.960.9602
 forumresearch.com

NEWS RELEASE



MEDIA INQUIRIES:

Lorne Bozinoff, President
lbozinoff@forumresearch.com
416.960.9603

Household Income

%	Total	<\$20K	\$20-40K	\$40-60K	\$60-80K	\$80-100K	\$100K+
Sample	2781	321	556	475	418	265	426
NET: Top2	85	84	88	85	88	82	81
NET: Btm2	15	16	12	15	12	18	19
Very enthusiastic	55	57	58	54	56	54	51
Somewhat enthusiastic	30	27	29	31	31	28	30
Not very enthusiastic	12	11	10	12	10	15	14
Not at all enthusiastic	3	5	2	2	3	3	4

TORONTO


Sep 3rd, 2012

Provincial Election Voting Preference

%	Total	Lib	PQ	CAQ	QS	PVQ	ON	Other
Sample	2781	850	841	633	176	52	76	75
NET: Top2	85	82	89	85	86	62	81	54
NET: Btm2	15	18	11	15	14	38	19	46
Very enthusiastic	55	57	59	47	63	40	57	26
Somewhat enthusiastic	30	25	30	38	23	22	24	28
Not very enthusiastic	12	14	8	13	10	27	13	26
Not at all enthusiastic	3	4	2	2	4	11	5	20

180 Bloor Street W., #1400
Toronto, ON M5S 2V6
T 416.960.9600
F 416.960.9602
forumresearch.com

NEWS RELEASE



-30-

For more information:

Lorne Bozinoff, Ph.D.

President

Forum Research Inc.

Tel: (416) 960-9603

Fax: (416) 960-9602

E-mail: lbozinoff@forumresearch.com

MEDIA INQUIRIES:

Lorne Bozinoff, President

lbozinoff@forumresearch.com

416.960.9603

TORONTO

Sep 3rd, 2012

180 Bloor Street W., #1400

Toronto, ON M5S 2V6

T 416.960.9600

F 416.960.9602

forumresearch.com