

NEWS RELEASE



MEDIA INQUIRIES:

Lorne Bozinoff, President
lbozinoff@forumresearch.com
416.960.9603

FOR IMMEDIATE RELEASE

Ontario Progressive Conservatives in minority territory; tied with NDP

Hudak's favourables down sharply

Toronto, May 15th, 2012 - In a sampling of public opinion taken by The Forum Poll™ among Ontarians 18 years of age and older, one third said they would vote for either the PCs (34%) or the NDP (32%), putting the two parties in a statistical tie. The Liberals follow with just more than a quarter of the decided or leaning vote (27%).

The PCs enjoyed significantly stronger support among Ontarians over the age of 65 (28% 18-34, 26% 35-44, 33% 45-54, 35% 55-64, and 44% 65+), males (39%; compared to 29% of females), and those residing in Eastern Ontario (43%). Younger Ontarians were significantly more likely to put their support behind the NDP (39% 18-34, 38% 35-44, 33% 45-54, 32% 55-64, and 22% 65+), as were females (36%; compared to only 28% of males), and among those Ontarians residing in the 416 (39%).

PCs to form minority if election held today

Taking into account margin for error, these voting intention results — if they hold on Election Day — would see the PCs take 48 seats out of the 107 seat legislature, with 37 going to the Liberals and 22 to the NDP. The relatively poor performance of the NDP in seat count in relation to their share of the popular vote is due to the inefficiency of the distribution of their support, in that it is not concentrated in many winnable ridings. These projections are subject to applicable margins of error.

McGuinty's, Howarth's favourables steady; Hudak's down sharply

Both the premier and the leader of the opposition suffer from low approval ratings, but Tim Hudak's are lower and getting lower. Premier McGuinty's approval rating of 27% has not changed since last month, and this gives him a net approval rating (approve minus disapprove) of -36, which is low compared to Andrea Horwath's commanding 50% approval rating (net approval +22). However, Opposition Leader Tim Hudak has seen his approval rating decline from 24% to 20% in the last month, for a net approval of -36. It's clear that Ms. Horwath outperforms her party in popularity, while Mr. Hudak underperforms his party considerably. The premier, on the other hand, is exactly as popular as his party.

TORONTO

May 15th, 2012

HIGHLIGHTS:

- One third said they would vote for either the PCs (34%) or the NDP (32%), putting the two parties in a statistical tie. The Liberals follow with just more than a quarter of the decided or leaning vote (27%).
- Taking into account margin for error, these voting intention results — if they hold on Election Day — would see the PCs take 48 seats out of the 107 seat legislature, with 37 going to the Liberals and 22 to the NDP.
- Both the premier and the leader of the opposition suffer from low approval ratings, but Tim Hudak's are lower and getting lower. Premier McGuinty's approval rating of 27% has not changed since last month.

180 Bloor Street W., #1400
Toronto, ON M5S 2V6
T 416.960.9600
F 416.960.9602
forumresearch.com

NEWS RELEASE



Approval of Horwath was significantly higher among those residing in the 416 and Northern Ontario (64%, 52% respectively), while McGuinty was found to have significantly higher approval ratings among those with a household income exceeding \$100K (21% <\$20K, 19% \$20K-\$40K, 26% \$40K-\$60K, 31% \$60K-\$80K, 26% \$80K-\$100K, and 40% \$100K+) and those residing in the 416 (38%). Approval of Hudak was uniformly low across all demographic segments.

More than one third want election now

More than one third of those polled said Ontario needs an election now (36%), up slightly from last month (34%), and up 10 points since we first asked this question in February (26%).

Younger Ontarians were significantly more likely to think an election should be held now (43% 18-34, 35% 35-44, 35% 45-54, 33% 55-64, and 30% 65+), as were those residing in Eastern and Northern Ontario (42%, 41% respectively). All Ontarians aside from backers of the current ruling Liberal party were more eager to have an election now (46% PC, 44% NDP, 41% Green, 50% 'other'; compared to only 16% of Liberals).

Liberals are at a disadvantage in voter enthusiasm

Liberal supporters are less likely to say they are "very enthusiastic" about voting for their party (42%) than are NDP (52%) or PC (51%) voters.

Two thirds disagree with corporate energy subsidy

More than two thirds of Ontarians disagree that corporate users should get subsidized energy rates if they are paid for in part by residential rates (68%), whereas just one tenth agree with this policy (12%).

Males were significantly more likely to disagree with the subsidy when compared to females (73%; compared to 63%) as were current provincial PC, Green, and NDP backers (72%, 72%, 71%- compared to 58% of current Liberal supporters).

Opinion on provincial long gun tracking is split

Ontarians are slightly more likely to say they disagree Ontario should continue to track long gun purchases (43%) than they are to agree this tracking should continue to replace the federal long gun registry (39%). A substantial minority don't know the answer to this question (18%).

Males were significantly more likely to oppose a provincial registry when compared to females (50%; compared to 36%), as were those residing in Northern and South-Western Ontario (58%, 49% respectively).

MEDIA INQUIRIES:

Lorne Bozinoff, President
lbozinoff@forumresearch.com
416.960.9603

TORONTO

May 15th, 2012

HIGHLIGHTS:

- More than one third of those polled said Ontario needs an election now (36%), up slightly from last month (34%), and up 10 points since we first asked this question in February (26%).
- Liberal supporters are less likely to say they are "very enthusiastic" about voting for their party (42%) than are NDP (52%) or PC (51%) voters.
- More than two thirds of Ontarians disagree that corporate users should get subsidized energy rates if they are paid for in part by residential rates (68%).
- Ontarians are slightly more likely to say they disagree Ontario should continue to track long gun purchases (43%) than they are to agree this tracking should continue to replace the federal long gun registry (39%).

180 Bloor Street W., #1400
Toronto, ON M5S 2V6
T 416.960.9600
F 416.960.9602
forumresearch.com

NEWS RELEASE



MEDIA INQUIRIES:

Lorne Bozinoff, President
lbozinoff@forumresearch.com
416.960.9603

Federal Conservatives, NDP tied in voter preference

If a federal election were held tomorrow, one third of Ontarians would vote for either the Conservatives or the NDP (35% each), while fewer than one quarter would support the Liberals (22%).

Support for the federal Conservative party was significantly higher among older Ontarians (28% 18-34, 24% 35-44, 33% 45-54, 38% 55-64, and 45% 65+), and those residing in Eastern Ontario (42%). Ontarians residing in the 416 were most likely to back the federal NDP (44%).

"While it is interesting to note the NDP continues to do more poorly in the seat count than in the popular vote, the real story behind this poll is the beating Tim Hudak continues to take. It remains to be seen whether he can continue to lead the party with such low favourables" said Dr. Lorne Bozinoff, President.

Methodology

The Forum Poll™ was conducted by Forum Research with the results based on an interactive voice response telephone survey of 1072 randomly selected residents of Ontario aged 18 or older. The poll was conducted on May 14th, 2012.

Results based on the total sample are considered accurate +/- 2.99%, 19 times out of 20. Subsample results will be less accurate. Margins of error for subsample (such as age, gender) results are available at www.forumresearch.com/samplestim.asp.

Where appropriate, the data has been statistically weighted to ensure that the sample reflects the actual population according to the latest Census data.

This research is not necessarily predictive of future outcomes, but rather, captures opinion at one point in time. Forum Research conducted this poll as a public service and to demonstrate our survey research capabilities.

With offices across Canada and around the world, 100% Canadian-owned Forum Research is one of the country's leading survey research firms. This and other polls may be found at Forum's poll archive at www.forumresearch.com/polls.asp.

TORONTO

May 15th, 2012

HIGHLIGHTS:

- If a federal election were held tomorrow, one third of Ontarians would vote for either the Conservatives or the NDP (35% each), while fewer than one quarter would support the Liberals (22%).
- "While it is interesting to note the NDP continues to do more poorly in the seat count than in the popular vote, the real story behind this poll is the beating Tim Hudak continues to take. It remains to be seen whether he can continue to lead the party with such low favourables" said Dr. Lorne Bozinoff, President.

180 Bloor Street W., #1400
Toronto, ON M5S 2V6
T 416.960.9600
F 416.960.9602
forumresearch.com

NEWS RELEASE

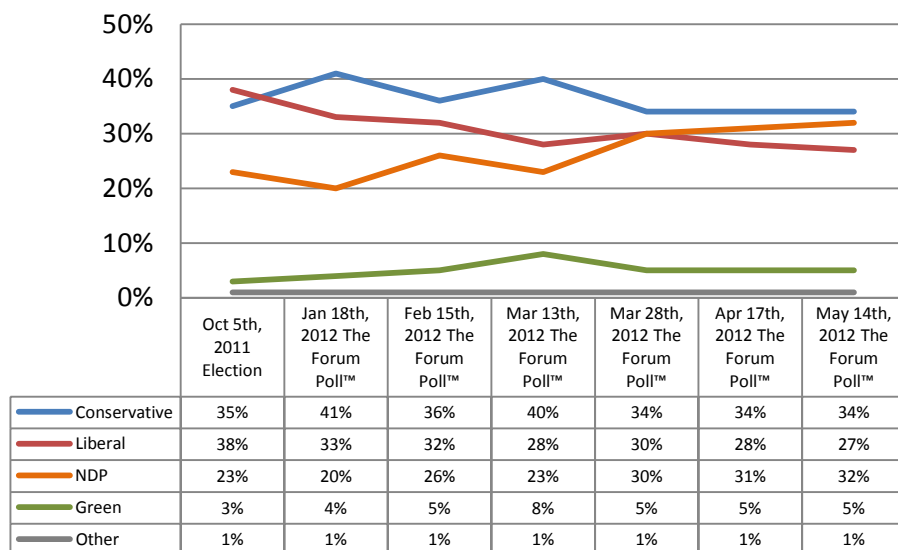


FORUM RESEARCH INC.

MEDIA INQUIRIES:

Lorne Bozinoff, President
 lbozinoff@forumresearch.com
 416.960.9603

Provincial Party Preference Trending [Decided / Leaning]



TORONTO

May 15th, 2012

Provincial Election Voting Preference Trending [Decided / Leaning]

%	Conservative	NDP	Liberal	Green	Other
May 14 th , 2012 The Forum Poll™	34	32	27	5	1
Apr 17 th , 2012 The Forum Poll™	34	31	28	5	1
Mar 28 th , 2012 The Forum Poll™	34	30	30	5	1
Mar 13 th , 2012 The Forum Poll™	40	23	28	8	1
Feb 15 th , 2012 The Forum Poll™	36	26	32	5	1
Jan 18 th , 2012 The Forum Poll™	41	20	33	4	1
Popular Vote – October 6 th , 2011 Provincial Election Results	35	23	38	3	1

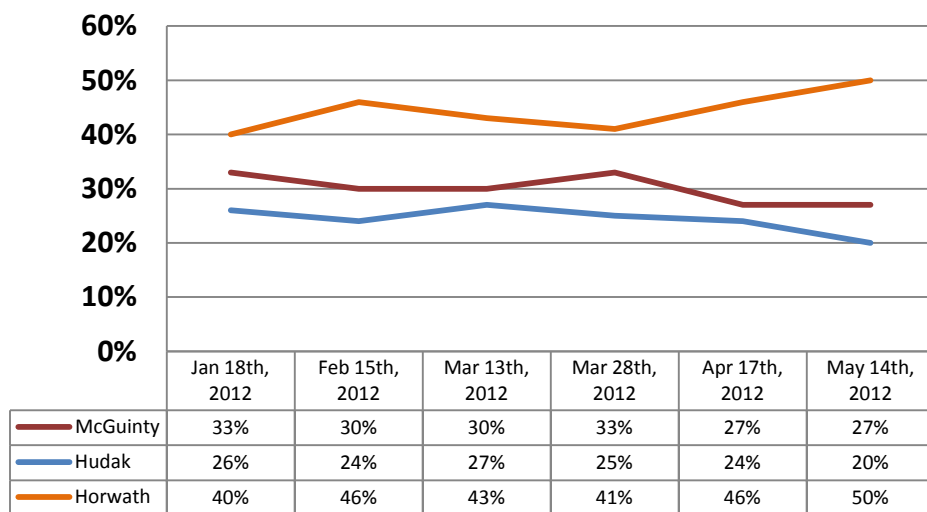
180 Bloor Street W., #1400
 Toronto, ON M5S 2V6
 T 416.960.9600
 F 416.960.9602
 forumresearch.com

NEWS RELEASE



MEDIA INQUIRIES:
 Lorne Bozinoff, President
 lbozinoff@forumresearch.com
 416.960.9603

Ontario Provincial Party Leader Approval Rating Trending (% Approve)



TORONTO
May 15th, 2012

Ontario Provincial Party Leader Approval Rating Trending (% Approve)

[All Respondents]

%	Sample	McGuinty	Hudak	Horwath
May 14 th , 2012	1072	27	20	50
Apr 17 th , 2012	1084	27	24	46
Mar 28 th , 2012	1131	30	24	46
Mar 13 th , 2012	1065	30	27	43
Feb 15 th , 2012	1218	33	25	41
Jan 18 th , 2012	1041	33	26	40

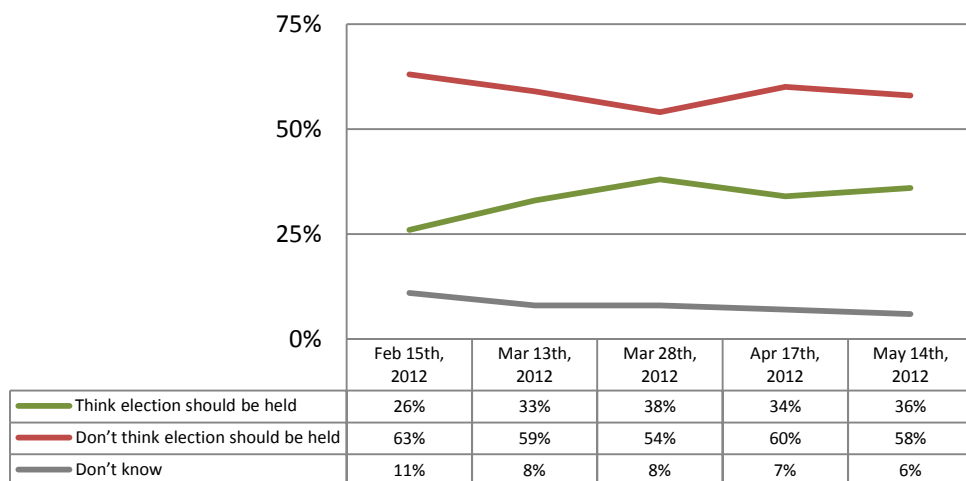
180 Bloor Street W., #1400
 Toronto, ON M5S 2V6
 T 416.960.9600
 F 416.960.9602
 forumresearch.com

NEWS RELEASE



MEDIA INQUIRIES:
 Lorne Bozinoff, President
 lbozinoff@forumresearch.com
 416.960.9603

Want Election Now Trending



TORONTO
May 15th, 2012

Want Election Now Trending

[All Respondents]

%	Sample	Think election should be held	Don't think election should be held	Don't know
May 14 th , 2012	1072	36	58	6
Apr 17 th , 2012	1084	34	60	7
Mar 28 th , 2012	1131	38	54	8
Mar 13 th , 2012	1065	33	59	8
Feb 15 th , 2012	1218	26	63	11

Seat Distribution

%	Ontario Provincial Election Oct 6 th , 2011	Jan 18 th , 2012	Feb 15 th , 2012	Mar 13 th , 2012	Mar 28 th , 2012	Apr 17 th , 2012	May 14 th , 2012
Conservative	37	56	51	57	48	41	48
Liberal	53	38	48	33	44	43	37
NDP	17	13	8	17	15	23	22
Green	0	0	0	0	0	0	0
Other	0	0	0	0	0	0	0

180 Bloor Street W., #1400
 Toronto, ON M5S 2V6
 T 416.960.9600
 F 416.960.9602
 forumresearch.com

NEWS RELEASE



MEDIA INQUIRIES:

Lorne Bozinoff, President
 lbozinoff@forumresearch.com
 416.960.9603

TORONTO
May 15th, 2012

Provincial Party Preference

'If a provincial election were held today, which party are you most likely to vote for?'+ 'Even though you may not have made up your mind, which party are you leaning towards at this time?'

[Decided/Leaning Only]

Age / Gender

%	Total	18-34	35-44	45-54	55-64	65+	Male	Female
sample	1001	112	120	207	274	288	459	542
Conservative	34	28	26	33	35	44	39	29
Liberal	27	23	29	26	26	30	26	28
NDP	32	39	38	33	32	22	28	36
Green	5	8	6	6	6	2	6	5
Other Parties	1	1	1	1	1	2	1	1

Region

% Total	Toronto					
	E. Ont	GTA	416	905	SW. Ont	N. Ont
sample	137	462	185	277	223	179
Conservative	43	29	21	35	36	37
Liberal	27	29	32	27	26	22
NDP	23	34	39	30	33	35
Green	6	6	7	6	3	5
Other Parties	1	1	1	1	1	1

Household Income

%	Total	<\$20K	\$20K-40K	\$40K-60K	\$60K-80K	\$80K-100K	\$100K+
Sample	1001	103	172	155	122	109	180
Conservative	34	27	33	33	36	36	34
Liberal	27	32	22	25	24	31	35
NDP	32	33	37	35	34	29	24
Green	5	6	6	6	5	3	5
Other Parties	1	2	2	2	0	2	1

180 Bloor Street W., #1400
 Toronto, ON M5S 2V6
 T 416.960.9600
 F 416.960.9602
 forumresearch.com

NEWS RELEASE



MEDIA INQUIRIES:

Lorne Bozinoff, President
 lbozinoff@forumresearch.com
 416.960.9603

Approval of Dalton McGuinty as Premier

'Do you approve or disapprove of the job Dalton McGuinty is doing as premier?'

[All Respondents]

Age / Gender

%	Total	18-34	35-44	45-54	55-64	65+	Male	Female
sample	1072	122	131	225	292	302	485	587
Approve	27	27	27	26	25	28	26	28
Disapprove	63	62	59	67	68	64	67	60
Don't Know	10	11	14	7	7	8	7	12

Current Provincial Party Preference

%	Total	PC	Liberal	NDP	Green	Another Party
Sample	1072	348	295	294	54	30
Approve	27	9	77	12	16	29
Disapprove	63	84	16	75	72	66
Don't Know	10	7	7	12	12	5

Region

% / sample	Total	E. Ont	Toronto			SW. Ont	N. Ont
			GTA	416	905		
sample	1072	147	494	189	305	240	191
Approve	27	30	30	38	25	23	18
Disapprove	63	61	60	51	66	66	73
Don't Know	10	9	10	11	9	11	8

Household Income

%	Total	<\$20K	\$20K-40K	\$40K-60K	\$60K-80K	\$80K-100K	\$100K+
Sample	1072	115	178	164	129	115	187
Approve	27	21	19	26	31	26	40
Disapprove	63	67	69	67	64	67	55
Don't know	10	12	12	8	5	7	5

TORONTO
May 15th, 2012

NEWS RELEASE



MEDIA INQUIRIES:

Lorne Bozinoff, President
 lbozinoff@forumresearch.com
 416.960.9603

Approval of Tim Hudak as Leader of the Opposition

'Do you approve or disapprove of the job Tim Hudak is doing as Leader of the Opposition?'

[All Respondents]

Age / Gender

%	Total	18-34	35-44	45-54	55-64	65+	Male	Female
sample	1072	122	131	225	292	302	485	587
Approve	20	16	17	22	24	24	21	19
Disapprove	56	59	57	57	58	49	57	56
Don't Know	24	25	26	20	18	27	22	25

Current Provincial Party Preference

%	Total	PC	Liberal	NDP	Green	Another Party
Sample	1072	335	265	293	62	46
Approve	20	44	12	11	4	26
Disapprove	56	38	70	63	72	59
Don't Know	24	18	18	26	24	15

Region

% Total	Toronto						
	E. Ont	GTA	416	905	SW. Ont	N. Ont	
sample	1072	147	494	189	305	240	191
Approve	20	20	20	16	23	21	19
Disapprove	56	46	59	60	59	56	58
Don't Know	24	34	21	25	18	23	23

Household Income

%	Total	<\$20K	\$20K-40K	\$40K-60K	\$60K-80K	\$80K-100K	\$100K+
Sample	1084	115	178	164	129	115	187
Approve	24	16	23	20	23	18	19
Disapprove	54	50	44	59	59	68	67
Don't know	22	34	33	20	18	14	14

TORONTO
May 15th, 2012

180 Bloor Street W., #1400
 Toronto, ON M5S 2V6
 T 416.960.9600
 F 416.960.9602
 forumresearch.com

NEWS RELEASE



MEDIA INQUIRIES:

Lorne Bozinoff, President
lbozinoff@forumresearch.com
416.960.9603

Approval of Andrea Horwath as Leader of the NDP

'Do you approve or disapprove of the job Andrea Horwath is doing as Leader of the NDP?'

[All Respondents]

Age / Gender

%	Total	18-34	35-44	45-54	55-64	65+	Male	Female
sample	1072	122	131	225	292	302	485	587
Approve	50	51	48	50	51	49	48	52
Disapprove	28	29	28	27	25	28	34	22
Don't Know	23	20	24	23	23	23	19	26

Current Provincial Party Preference

%	Total	PC	Liberal	NDP	Green	Another Party
Sample	1072	335	265	293	62	46
Approve	50	33	55	79	36	18
Disapprove	28	48	19	9	38	63
Don't Know	23	20	26	12	25	20

Region

%	Total	Toronto					SW. Ont	N. Ont
		E. Ont	GTA	416	905			
sample	1072	147	494	189	305	240	191	
Approve	50	44	53	64	46	45	52	
Disapprove	28	29	25	17	31	31	28	
Don't Know	23	27	21	19	23	24	20	

Household Income

%	Total	<\$20K	\$20K-40K	\$40K-60K	\$60K-80K	\$80K-100K	\$100K+
Sample	1072	115	178	164	129	115	187
Approve	50	39	48	54	38	73	51
Disapprove	28	29	25	29	39	18	35
Don't know	23	32	26	18	22	9	14

TORONTO

May 15th, 2012

180 Bloor Street W., #1400
Toronto, ON M5S 2V6
T 416.960.9600
F 416.960.9602
forumresearch.com

NEWS RELEASE



MEDIA INQUIRIES:
Lorne Bozinoff, President
lbozinoff@forumresearch.com
416.960.9603

Opinion regarding whether or not an election should be held now

'Do you think an election should be held in Ontario now or not?'

[All Respondents]

Age / Gender

%	Total	18-34	35-44	45-54	55-64	65+	Male	Female
sample	1072	122	131	225	292	302	485	587
Think Election Should Be Held	36	43	35	35	33	30	39	33
Don't Think Election Should Be Held	58	50	57	60	64	64	54	61
Don't Know	6	7	9	5	3	6	7	5

Current Provincial Party Preference

%	Total	PC	Liberal	NDP	Green	Another Party
Sample	1072	335	265	293	62	46
Think Election Should Be Held	36	46	16	44	41	50
Don't Think Election Should Be Held	58	50	82	51	50	43
Don't Know	6	4	2	5	9	7

Region

% / sample	Total	Toronto					SW. Ont	N. Ont
		E. Ont	GTA	416	905			
sample	1072	147	494	189	305	240	191	
Think Election Should Be Held	36	42	32	25	37	37	41	
Don't Think Election Should Be Held	58	51	63	67	60	57	52	
Don't Know	6	7	5	8	3	6	7	

TORONTO
May 15th, 2012

180 Bloor Street W., #1400
Toronto, ON M5S 2V6
T 416.960.9600
F 416.960.9602
forumresearch.com

NEWS RELEASE



MEDIA INQUIRIES:

Lorne Bozinoff, President
lbozinoff@forumresearch.com
416.960.9603

Household Income

%	Total	<\$20K	\$20K-40K	\$40K-60K	\$60K-80K	\$80K-100K	\$100K+
Sample	1072	115	178	164	129	115	187
Think Election Should Be Held	36	41	45	40	39	38	28
Don't Think Election Should Be Held	58	52	48	52	59	61	68
Don't Know	6	7	6	8	2	0	3

TORONTO

May 15th, 2012

180 Bloor Street W., #1400
Toronto, ON M5S 2V6
T 416.960.9600
F 416.960.9602
forumresearch.com

NEWS RELEASE



MEDIA INQUIRIES:

Lorne Bozinoff, President
 lbozinoff@forumresearch.com
 416.960.9603

Corporate Energy User Partial Subsidy from Resident Energy Rates Opinion

'Do you agree or disagree that corporate energy users in Ontario should receive a subsidy paid for, in part, by residential energy rates?'

[All Respondents]

Age / Gender

%	Total	18-34	35-44	45-54	55-64	65+	Male	Female
sample	1072	122	131	225	292	302	485	587
Agree	12	15	12	11	10	10	12	13
Disagree	68	63	67	72	72	68	73	63
Don't Know	20	22	21	17	18	23	16	25

Current Provincial Party Preference

%	Total	PC	Liberal	NDP	Green	Another Party
Sample	1072	335	265	293	62	46
Agree	12	10	18	11	11	12
Disagree	68	72	58	71	72	80
Don't Know	20	18	24	18	18	8

Region

%	Total	E. Ont	Toronto			SW. Ont	N. Ont
			GTA	416	905		
sample	1072	147	494	189	305	240	191
Agree	12	9	12	12	12	12	14
Disagree	68	64	66	65	67	73	67
Don't Know	20	26	22	23	21	14	19

Household Income

%	Total	<\$20K	\$20K-40K	\$40K-60K	\$60K-80K	\$80K-100K	\$100K+
Sample	1072	115	178	164	129	115	187
Agree	12	24	12	10	14	8	9
Disagree	68	56	63	72	68	77	74
Don't Know	20	19	25	18	18	15	17

TORONTO
May 15th, 2012

NEWS RELEASE



MEDIA INQUIRIES:

Lorne Bozinoff, President
 lbozinoff@forumresearch.com
 416.960.9603

Ontario Long Gun Registry Opinion

'Do you agree or disagree Ontario should maintain its own long gun registry to replace the cancelled federal long gun registry?'

[All Respondents]

Age / Gender

%	Total	18-34	35-44	45-54	55-64	65+	Male	Female
sample	1072	122	131	225	292	302	485	587
Agree	39	42	32	45	39	40	36	43
Disagree	43	38	46	40	49	45	50	36
Don't Know	18	20	22	16	13	15	13	21

Current Provincial Party Preference

%	Total	PC	Liberal	NDP	Green	Another Party
Sample	1072	335	265	293	62	46
Agree	39	18	57	49	40	40
Disagree	43	71	27	34	39	42
Don't Know	18	11	17	17	21	18

Region

%	Total	E. Ont	Toronto			SW. Ont	N. Ont
			GTA	416	905		
sample	1072	147	494	189	305	240	191
Agree	39	43	45	46	44	32	29
Disagree	43	40	36	36	37	49	58
Don't Know	18	18	19	18	19	19	12

Household Income

%	Total	<\$20K	\$20K-40K	\$40K-60K	\$60K-80K	\$80K-100K	\$100K+
Sample	1072	115	178	164	129	115	187
Agree	39	36	34	42	40	42	45
Disagree	43	37	46	40	45	50	44
Don't Know	18	27	20	18	16	9	11

TORONTO

May 15th, 2012

180 Bloor Street W., #1400
 Toronto, ON M5S 2V6
 T 416.960.9600
 F 416.960.9602
 forumresearch.com

NEWS RELEASE



MEDIA INQUIRIES:
Lorne Bozinoff, President
lbozinoff@forumresearch.com
416.960.9603

TORONTO
May 15th, 2012

Current Federal Party Preference

'Now a question about federal politics. If a federal election were held today, which party are you most likely to vote for?'+ 'Even though you may not have made up your mind, which party are you leaning towards at this time?'

[Decided/Leaning]

Age / Gender

%	Total	18-34	35-44	45-54	55-64	65+	Male	Female
sample	995	112	116	211	270	286	460	535
Conservative	35	28	24	33	38	45	37	32
Liberal	22	18	28	20	18	24	19	24
NDP	35	38	40	38	35	27	34	36
Green	5	9	7	6	5	3	6	5
Other Parties	3	7	2	2	3	1	4	3

Current Provincial Party Preference

%	Total	PC	Liberal	NDP	Green	Another Party
Sample	995	328	259	285	60	41
Conservative	35	86	12	7	16	14
Liberal	22	4	69	5	9	7
NDP	35	7	17	86	18	18
Green	5	1	2	1	55	6
Other Parties	3	1	0	0	3	56

Region

%	Total	E. Ont	Toronto			SW. Ont	N. Ont
			GTA	416	905		
sample	995	134	468	182	286	216	177
Conservative	35	42	31	25	36	37	36
Liberal	22	24	22	23	22	21	19
NDP	35	25	37	44	33	37	33
Green	5	7	5	6	5	3	9
Other Parties	3	2	4	2	5	2	4

180 Bloor Street W., #1400
Toronto, ON M5S 2V6
T 416.960.9600
F 416.960.9602
forumresearch.com

NEWS RELEASE

**MEDIA INQUIRIES:**

Lorne Bozinoff, President
lbozinoff@forumresearch.com
416.960.9603

Household Income

%	Total	<\$20K	\$20K-40K	\$40K-60K	\$60K-80K	\$80K-100K	\$100K+
Sample	995	104	170	158	121	112	175
Conservative	35	30	33	31	45	34	35
Liberal	22	17	21	22	18	24	25
NDP	35	36	36	39	32	36	34
Green	5	9	7	5	4	2	4
Other Parties	3	7	3	4	1	4	3

TORONTO**May 15th, 2012**

-30-

For more information:

Lorne Bozinoff, Ph.D.

President

Forum Research Inc.

Tel: (416) 960-9603

Fax: (416) 960-9602

E-mail: lbozinoff@forumresearch.com

180 Bloor Street W., #1400

Toronto, ON M5S 2V6

T 416.960.9600

F 416.960.9602

forumresearch.com