


# NEWS RELEASE



## MEDIA INQUIRIES:

Lorne Bozinoff, President  
lbozinoff@forumresearch.com  
416.960.9603

## TORONTO

June 15<sup>th</sup>, 2012

## HIGHLIGHTS:

- Close to 4-in-10 would vote for the NDP if an election were held today (37%), a clear lead over the second place Conservatives, who are favoured by 3-in-10 (30%). Fewer than one quarter of Canadians would vote Liberal (22%), while about one twentieth would support either the Bloc Quebecois (6%) or the Green Party (5%).
- The NDP would take 136 out of 308 seats, for a minority government, well up from the 103 seats they captured in the election. This represents a drop of 2 seats (from 138) since last month. The Conservatives would take 114 seats, well down from 123 last month, and even further down from 166 in the election. The Liberals would occupy 53 seats, up significantly from 42 last month, and well up from the 34 taken in the election. The Bloc would continue to hold 4 seats and Elizabeth May would retain her seat for the Green Party.

## FOR IMMEDIATE RELEASE

### Federal NDP with 7 point lead on Conservatives

#### With Trudeau as leader, Liberals tie Conservatives

Toronto, June 15<sup>th</sup>, 2012 – In a sampling of public opinion taken by the Forum Poll™ among Canadians 18 years of age and older, close to 4-in-10 would vote for the NDP if an election were held today (37%), a clear lead over the second place Conservatives, who are favoured by 3-in-10 (30%). Fewer than one quarter of Canadians would vote Liberal (22%), while about one twentieth would support either the Bloc Quebecois (6%) or the Green Party (5%).

The Conservatives had the highest support among older Canadians (26% <34, 24% 35 to 44, 32% 45 to 54, 29% 55 to 64, and 35% 65+), and Albertans (60%; compared to 34% Ontario, 33% Manitoba / Saskatchewan, 30% British Columbia, 28% Atlantic, 15% Quebec). Half of those with household incomes less than \$20K (48%) preferred the NDP.

#### Liberal seat count up sharply, Conservatives down

Taking in to account margin for error, these voting intention results—if they hold on Election Day - would see the NDP take 136 out of 308 seats, for a minority government, well up from the 103 seats they captured in the election. This represents a drop of 2 seats (from 138) since last month. The Conservatives would take 114 seats, well down from 123 last month, and even further down from 166 in the election. The Liberals would occupy 53 seats, up significantly from 42 last month, and well up from the 34 taken in the election. The Bloc would continue to hold 4 seats and Elizabeth May would retain her seat for the Green Party.


#### Rae's favourable up sharply, other leaders stable

In a sign that Canadians appreciate a clean exit, Bob Rae's approval rating has increased from one third last month (33%) to 4-in-10 now (40%), and he has a net approval (approve minus disapprove) of +8. This compares very favourably with Tom Mulcair's approval of 4-in-10 (39%), and net approval of +8. Both these scores easily outdistance those for Stephen Harper (31% approval, net approval -30).

Approval of Harper was highest among Albertans (57%; compared to 37% Manitoba / Saskatchewan, 34% Ontario, 25% British Columbia, 21% Atlantic, 19% Quebec). Quebeckers (56%; compared to 42% Atlantic, 35% Ontario, 33% Manitoba / Saskatchewan, 31% British Columbia, 20% Alberta) and those over the age of 34 (27% <34, 45% 35 to 44, 36% 45 to 54, 47% 55 to 64, and 45% 65+)

180 Bloor Street W., #1400  
Toronto, ON M5S 2V6  
T 416.960.9600  
F 416.960.9602  
forumresearch.com

# NEWS RELEASE



## **MEDIA INQUIRIES:**

Lorne Bozinoff, President  
lbozinoff@forumresearch.com  
416.960.9603

## **TORONTO**

**June 15<sup>th</sup>, 2012**

## **HIGHLIGHTS:**

- Bob Rae's approval rating has increased from one third last month (33%) to 4-in-10 now (40%), and he has a net approval (approve minus disapprove) of +8. This compares very favourably with Tom Mulcair's approval of 4-in-10 (39%), and net approval of +8. Both these scores easily outdistance those for Stephen Harper (31% approval, net approval -30).
- In a measure of perception rather than voting intention, more than one half of Canadians expect the current government to be defeated in the next election (53%), while one third expect it to be re-elected (34%).
- If Justin Trudeau were leader of the Liberal party and the election were held today, while the reduced plurality (32%) would still support the NDP, the Liberals and the Conservatives would draw even in second place, with just more than a quarter of the electorate each (28% each).

were more likely to approve of Mulcair than other groups. Rae's approval ratings were highest among older participants (27% <34, 41% 35 to 44, 42% 45 to 54, 48% 55 to 64, and 49% 65+), males (44%; compared to 36% of females), and Ontarians (46%; compared to 39% Atlantic, 39% British Columbia, 36% Quebec, 36% Manitoba / Saskatchewan, and 29% Alberta).

### **Majority expects government to be defeated in next election**

In a measure of perception rather than voting intention, more than one half of Canadians expect the current government to be defeated in the next election (53%), while one third expect it to be re-elected (34%). While this is very similar to levels of Conservative support, it should be noted that just 8-in-10 Conservative voters expect their party to be re-elected (79%), while one tenth do not expect this to happen (11%). In an exact reversal of opinion, 8-in-10 NDP supporters do not think the government will be re-elected (79%), and one tenth think it will be (11%).

Albertans were more likely to expect the government to be re-elected than residents of other provinces (54%; compared to 41% Manitoba / Saskatchewan, 39% Ontario, 28% British Columbia, 24% Atlantic, 22% Quebec).

### **Trudeau as leader improves Liberal fortunes**

If Justin Trudeau were leader of the Liberal party and the election were held today, while the reduced plurality (32%) would still support the NDP, the Liberals and the Conservatives would draw even in second place, with just more than a quarter of the electorate each (28% each). The Bloc would claim the support of 5% and the Green Party of 4%. It is clear that Trudeau draws support (about 5%) from the NDP.

### **Justin Trudeau leads all other contenders**

When asked to select from a list of contenders for the Liberal leadership, one quarter of Canadians in general (23%) and one third of Liberal supporters (33%) pick Justin Trudeau, and no one else comes close. Close to one half of Canadians (44%) and one quarter of Liberal supporters (26%) don't know who to select.

John Manley (7%) was more popular among Conservative supporters (13%) and residents of Manitoba / Saskatchewan and Alberta (14% each). Like Trudeau, Dominic Leblanc (4%) had highest support from residents of the Atlantic (11%) and Quebec (6%). Gerard Kennedy (5%) was more likely to be selected by Ontarians and British Columbians (8% each) than those of other provinces.

180 Bloor Street W., #1400  
Toronto, ON M5S 2V6  
T 416.960.9600  
F 416.960.9602  
forumresearch.com

# NEWS RELEASE



Martha Hall-Findlay was more popular among Albertans (6%). In addition, Marc Garneau had the support of close to a tenth of Quebecers (8%).

## **Majority of Liberals approve of Trudeau as leader**

When asked directly if they approved or disapproved of Justin Trudeau as leader of the Liberals, the majority of party supporters (58%) approve, while just one fifth disapprove (21%). Among the general populace, there is a split in opinion, and just less than 4-in-10 approve (39%) and just more than a third disapprove (34%).

Quebeckers had the highest approval for Trudeau as the leader of the Liberal Party (49%; compared to 40% Atlantic, 39% Ontario, 36% Manitoba / Saskatchewan, 31% British Columbia, 25% Alberta).

"Not only are Canadians well-disposed to Bob Rae for doing what they see as the right thing, they seem to be genuinely enthusiastic about his heir apparent, Trudeau fils," said Forum Research President, Dr. Lorne Bozinoff.

## **MEDIA INQUIRIES:**

Lorne Bozinoff, President  
lbozinoff@forumresearch.com  
416.960.9603

## **TORONTO**

**June 15<sup>th</sup>, 2012**

## **HIGHLIGHTS:**

- When asked to select from a list of contenders for the Liberal leadership, one quarter of Canadians in general (23%) and one third of Liberal supporters (33%) pick Justin Trudeau, and no one else comes close.
- When asked directly if they approved or disapproved of Justin Trudeau as leader of the Liberals, the majority of party supporters (58%) approve, while just one fifth disapprove (21%).
- "Not only are Canadians well-disposed to Bob Rae for doing what they see as the right thing, they seem to be genuinely enthusiastic about his heir apparent, Trudeau fils," said Forum Research President, Dr. Lorne Bozinoff.

180 Bloor Street W., #1400  
Toronto, ON M5S 2V6  
T 416.960.9600  
F 416.960.9602  
forumresearch.com

# NEWS RELEASE



## MEDIA INQUIRIES:

Lorne Bozinoff, President  
lbozinoff@forumresearch.com  
416.960.9603

## Methodology

The Forum Poll™ was conducted by Forum Research with the results based on an interactive voice response telephone survey of 1,529 randomly selected residents of Canada aged 18 or older. The poll was conducted on June 14<sup>th</sup>, 2012.

Results based on the total sample are considered accurate +/- 2.51%, 19 times out of 20. Subsample results will be less accurate. Margins of error for subsample (such as age, gender) results are available at [www.forumresearch.com/samplestim.asp](http://www.forumresearch.com/samplestim.asp)

Where appropriate, the data has been statistically weighted to ensure that the sample reflects the actual population according to the latest Census data.

This research is not necessarily predictive of future outcomes, but rather, captures opinion at one point in time. Forum Research conducted this poll as a public service and to demonstrate our survey research capabilities.

With offices across Canada and around the world, 100% Canadian-owned Forum Research is one of the country's leading survey research firms. This Forum Poll™ and other polls may be found at Forum's poll archive at [www.forumresearch.com/polls.asp](http://www.forumresearch.com/polls.asp)

## Party Preference Trending

*[Decided/Leaning]*

| %  | Sample | Cons | Lib | NDP | Green | Bloc | Other |
|--|--------|------|-----|-----|-------|------|-------|
| June 14 <sup>th</sup> , 2012                   | 1482   | 30   | 22  | 37  | 5     | 6    | 1     |
| May 23 <sup>rd</sup> , 2012                    | 1756   | 32   | 20  | 36  | 6     | 5    | 1     |
| Apr 24 <sup>th</sup> , 2012                    | 1669   | 33   | 22  | 36  | 2     | 6    | 1     |
| Mar 30 <sup>th</sup> , 2012                    | 1591   | 36   | 19  | 34  | 5     | 5    | 1     |
| Mar 26 <sup>th</sup> -27 <sup>th</sup> , 2012  | 1565   | 35   | 19  | 35  | 3     | 7    | 1     |
| Mar 2 <sup>nd</sup> -3 <sup>rd</sup> , 2012    | 1603   | 37   | 25  | 28  | 4     | 5    | 1     |
| Feb 6 <sup>th</sup> , 2012                     | 1148   | 36   | 26  | 28  | 3     | 6    | 1     |
| Jan 13 <sup>th</sup> , 2012                    | 1140   | 35   | 25  | 28  | 4     | 6    | 1     |
| Dec 13 <sup>th</sup> , 2011                    | 1160   | 33   | 21  | 27  | 8     | 6    | 5     |
| Federal Election<br>May 2 <sup>nd</sup> , 2011 | n/a    | 40   | 19  | 31  | 4     | 6    | 0     |

**TORONTO**  
**June 15<sup>th</sup>, 2012**

180 Bloor Street W., #1400  
Toronto, ON M5S 2V6  
T 416.960.9600  
F 416.960.9602  
forumresearch.com

# NEWS RELEASE



**MEDIA INQUIRIES:**  
Lorne Bozinoff, President  
lbozinoff@forumresearch.com  
416.960.9603

## *Seat Distribution Projection Trending*

| %  | Cons | Lib | NDP | Green | Bloc | Other |
|--|------|-----|-----|-------|------|-------|
| June 14 <sup>th</sup> , 2012                   | 114  | 53  | 136 | 1     | 4    | 0     |
| May 23 <sup>rd</sup> , 2012                    | 123  | 42  | 138 | 1     | 4    | 0     |
| Apr 24 <sup>th</sup> , 2012                    | 118  | 54  | 133 | 1     | 2    | 0     |
| Mar 30 <sup>th</sup> , 2012                    | 142  | 36  | 126 | 1     | 3    | 0     |
| Mar 26 <sup>th</sup> -27 <sup>th</sup> , 2012  | 151  | 25  | 120 | 1     | 11   | 0     |
| Mar 2 <sup>nd</sup> -3 <sup>rd</sup> , 2012    | 145  | 69  | 78  | 1     | 15   | 0     |
| Feb 6 <sup>th</sup> , 2012                     | 151  | 60  | 88  | 1     | 8    | 0     |
| Federal Election<br>May 2 <sup>nd</sup> , 2011 | 166  | 34  | 103 | 1     | 4    | 0     |

## *Federal Leader Approval Rating Trending (% Approve)*

*[All Respondents]*

| %   | Sample | Rae | Harper | Mulcair |
|---|--------|-----|--------|---------|
| June 14 <sup>th</sup> , 2012                  | 1529   | 40  | 31     | 39      |
| May 23 <sup>rd</sup> , 2012                   | 1836   | 33  | 33     | 41      |
| Apr 24 <sup>th</sup> , 2012                   | 1669   | 35  | 34     | 41      |
| Mar 30 <sup>th</sup> , 2012                   | 1675   | 36  | 34     | 32      |
| Mar 26 <sup>th</sup> -27 <sup>th</sup> , 2012 | 1638   | 32  | 34     | 32      |

**TORONTO**  
**June 15<sup>th</sup>, 2012**

180 Bloor Street W., #1400  
Toronto, ON M5S 2V6  
T 416.960.9600  
F 416.960.9602  
forumresearch.com

# NEWS RELEASE



**FORUM RESEARCH INC.**

**MEDIA INQUIRIES:**

Lorne Bozinoff, President  
 lbozinoff@forumresearch.com  
 416.960.9603

**Federal Party Preference**

*'If a federal election were held today, which party are you most likely to vote for?'+ 'Even though you may not have made up your mind, which party are you leaning towards at this time?'*

[Decided/Leaning]

**Age / Gender**

| %              | Total | 18-34 | 35-44 | 45-54 | 55-64 | 65+ | Male | Female |
|----------------|-------|-------|-------|-------|-------|-----|------|--------|
| Sample         | 1482  | 171   | 175   | 297   | 406   | 433 | 677  | 805    |
| Conservative   | 30    | 26    | 24    | 32    | 29    | 35  | 32   | 28     |
| Liberal        | 22    | 17    | 25    | 20    | 23    | 26  | 21   | 23     |
| New Democratic | 37    | 39    | 40    | 36    | 38    | 32  | 36   | 38     |
| Green          | 5     | 7     | 6     | 6     | 3     | 2   | 4    | 5      |
| Bloc Quebecois | 6     | 9     | 4     | 7     | 6     | 4   | 7    | 5      |
| Other          | 1     | 2     | 1     | 1     | 1     | 1   | 1    | 1      |

**Region**

| %              | Total | Atl | Que | ON  | Man/Sask | AB  | BC  |
|----------------|-------|-----|-----|-----|----------|-----|-----|
| Sample         | 1482  | 155 | 401 | 515 | 86       | 128 | 197 |
| Conservative   | 30    | 28  | 15  | 34  | 33       | 60  | 30  |
| Liberal        | 22    | 22  | 18  | 28  | 19       | 18  | 17  |
| New Democratic | 37    | 44  | 41  | 34  | 43       | 13  | 45  |
| Green          | 5     | 4   | 4   | 3   | 5        | 7   | 7   |
| Bloc Quebecois | 6     | 0   | 22  | 0   | 0        | 0   | 0   |
| Other          | 1     | 1   | 1   | 1   | 0        | 1   | 1   |

**Income**

| %              | Total | <20K | 20-40K | 40-60K | 60-80K | 80-100K | 100K+ |
|----------------|-------|------|--------|--------|--------|---------|-------|
| Sample         | 1482  | 162  | 268    | 215    | 202    | 131     | 248   |
| Conservative   | 30    | 20   | 31     | 25     | 31     | 30      | 29    |
| Liberal        | 22    | 20   | 25     | 23     | 19     | 22      | 23    |
| New Democratic | 37    | 48   | 33     | 41     | 36     | 44      | 33    |
| Green          | 5     | 4    | 5      | 6      | 5      | 2       | 6     |
| Bloc Quebecois | 6     | 7    | 6      | 5      | 8      | 2       | 8     |
| Other          | 1     | 2    | 1      | 0      | 1      | 0       | 1     |

**TORONTO**  
**June 15<sup>th</sup>, 2012**

180 Bloor Street W., #1400  
 Toronto, ON M5S 2V6  
 T 416.960.9600  
 F 416.960.9602  
 forumresearch.com

# NEWS RELEASE



## **MEDIA INQUIRIES:**

Lorne Bozinoff, President  
lbozinoff@forumresearch.com  
416.960.9603

### *Past Vote (2011 Federal Election)*

| %              | Total | Cons | Lib | NDP | Green | Bloc | Other |
|----------------|-------|------|-----|-----|-------|------|-------|
| Sample         | 1482  | 445  | 331 | 406 | 86    | 85   | 48    |
| Conservative   | 30    | 80   | 5   | 3   | 14    | 3    | 17    |
| Liberal        | 22    | 8    | 70  | 9   | 7     | 6    | 20    |
| New Democratic | 37    | 11   | 21  | 81  | 31    | 22   | 38    |
| Green          | 5     | 1    | 3   | 3   | 45    | 2    | 6     |
| Bloc Quebecois | 6     | 0    | 1   | 4   | 2     | 66   | 4     |
| Other          | 1     | 0    | 0   | 1   | 1     | 1    | 14    |

## **TORONTO**

**June 15<sup>th</sup>, 2012**

180 Bloor Street W., #1400  
Toronto, ON M5S 2V6  
T 416.960.9600  
F 416.960.9602  
forumresearch.com

# NEWS RELEASE



**FORUM RESEARCH INC.**

**MEDIA INQUIRIES:**

Lorne Bozinoff, President  
 lbozinoff@forumresearch.com  
 416.960.9603

**Federal Party Preference if Trudeau Liberal Leader**

*'If a federal election were held today and Justin Trudeau were the Liberal leader, which party would you be you most likely to vote for?'+ 'Even though you may not have made up your mind, which party are you leaning towards at this time?'*

*[Decided/Leaning]*

**Age / Gender**

| %              | Total | 18-34 | 35-44 | 45-54 | 55-64 | 65+ | Male | Female |
|----------------|-------|-------|-------|-------|-------|-----|------|--------|
| Sample         | 1490  | 171   | 175   | 300   | 408   | 436 | 682  | 808    |
| Conservative   | 28    | 26    | 21    | 31    | 29    | 33  | 31   | 26     |
| Liberal        | 28    | 20    | 29    | 25    | 31    | 34  | 26   | 31     |
| New Democratic | 32    | 34    | 40    | 32    | 31    | 25  | 31   | 33     |
| Green          | 4     | 7     | 4     | 5     | 3     | 3   | 4    | 4      |
| Bloc Quebecois | 5     | 9     | 4     | 6     | 6     | 4   | 6    | 5      |
| Other          | 2     | 4     | 2     | 1     | 1     | 1   | 2    | 1      |

**Region**

| %              | Total | Atl | Que | ON  | Man/Sask | AB  | BC  |
|----------------|-------|-----|-----|-----|----------|-----|-----|
| Sample         | 1490  | 155 | 407 | 513 | 87       | 128 | 200 |
| Conservative   | 28    | 23  | 12  | 32  | 37       | 62  | 30  |
| Liberal        | 28    | 31  | 30  | 33  | 19       | 17  | 21  |
| New Democratic | 32    | 38  | 32  | 30  | 37       | 13  | 44  |
| Green          | 4     | 5   | 4   | 3   | 4        | 6   | 6   |
| Bloc Quebecois | 5     | 0   | 20  | 0   | 0        | 0   | 0   |
| Other          | 2     | 2   | 2   | 1   | 3        | 2   | 0   |

**Income**

| %              | Total | <20K | 20-40K | 40-60K | 60-80K | 80-100K | 100K+ |
|----------------|-------|------|--------|--------|--------|---------|-------|
| Sample         | 1490  | 162  | 271    | 214    | 203    | 131     | 250   |
| Conservative   | 28    | 19   | 28     | 25     | 30     | 25      | 29    |
| Liberal        | 28    | 25   | 32     | 25     | 29     | 33      | 28    |
| New Democratic | 32    | 42   | 30     | 37     | 29     | 37      | 28    |
| Green          | 4     | 5    | 4      | 6      | 4      | 2       | 5     |
| Bloc Quebecois | 5     | 7    | 6      | 5      | 7      | 1       | 7     |
| Other          | 2     | 3    | 1      | 2      | 1      | 1       | 1     |

**TORONTO**  
**June 15<sup>th</sup>, 2012**

180 Bloor Street W., #1400  
 Toronto, ON M5S 2V6  
 T 416.960.9600  
 F 416.960.9602  
 forumresearch.com



# NEWS RELEASE



**FORUM RESEARCH INC.**

## **MEDIA INQUIRIES:**

Lorne Bozinoff, President  
lbozinoff@forumresearch.com  
416.960.9603

### *Current Federal Party Preference*

| %              | Total | Cons | Lib | NDP | Green | Bloc | Other |
|----------------|-------|------|-----|-----|-------|------|-------|
| Sample         | 1490  | 420  | 330 | 496 | 98    | 80   | 51    |
| Conservative   | 28    | 89   | 6   | 1   | 3     | 1    | 10    |
| Liberal        | 28    | 8    | 81  | 16  | 13    | 9    | 14    |
| New Democratic | 32    | 2    | 9   | 80  | 3     | 3    | 13    |
| Green          | 4     | 0    | 1   | 1   | 78    | 0    | 10    |
| Bloc Quebecois | 5     | 0    | 0   | 1   | 1     | 88   | 0     |
| Other          | 2     | 1    | 2   | 1   | 2     | 0    | 54    |

## **TORONTO**

**June 15<sup>th</sup>, 2012**

180 Bloor Street W., #1400  
Toronto, ON M5S 2V6  
T 416.960.9600  
F 416.960.9602  
forumresearch.com

# NEWS RELEASE



**FORUM RESEARCH INC.**

**MEDIA INQUIRIES:**

Lorne Bozinoff, President  
 lbozinoff@forumresearch.com  
 416.960.9603

**TORONTO**  
**June 15<sup>th</sup>, 2012**

**Approval of Leaders:**

**Conservative**

*'Do you approve or disapprove of the job Stephen Harper is doing as Prime Minister?'*

[All Respondents]

**Age / Gender**

| %          | Total | 18-34 | 35-44 | 45-54 | 55-64 | 65+ | Male | Female |
|------------|-------|-------|-------|-------|-------|-----|------|--------|
| Sample     | 1529  | 180   | 183   | 310   | 412   | 444 | 695  | 834    |
| Approve    | 31    | 28    | 28    | 34    | 33    | 34  | 33   | 29     |
| Disapprove | 61    | 62    | 64    | 59    | 62    | 58  | 62   | 60     |
| Don't know | 8     | 11    | 8     | 6     | 5     | 9   | 6    | 10     |

**Region**

| %          | Total | Atl | Que | ON  | Man/Sask | AB  | BC  |
|------------|-------|-----|-----|-----|----------|-----|-----|
| Sample     | 1529  | 159 | 414 | 532 | 89       | 130 | 205 |
| Approve    | 31    | 21  | 19  | 34  | 37       | 57  | 25  |
| Disapprove | 61    | 72  | 73  | 57  | 56       | 35  | 66  |
| Don't know | 8     | 7   | 8   | 8   | 6        | 8   | 9   |

**Income**

| %          | Total | <20K | 20-40K | 40-60K | 60-80K | 80-100K | 100K+ |
|------------|-------|------|--------|--------|--------|---------|-------|
| Sample     | 1529  | 168  | 274    | 217    | 207    | 132     | 254   |
| Approve    | 31    | 24   | 28     | 32     | 34     | 34      | 30    |
| Disapprove | 61    | 59   | 66     | 62     | 62     | 63      | 64    |
| Don't know | 8     | 17   | 7      | 5      | 4      | 3       | 6     |

**Current Federal Party Preference**

| %          | Total | Cons | Lib | NDP | Green | Bloc | Other Parties |
|------------|-------|------|-----|-----|-------|------|---------------|
| Sample     | 1529  | 422  | 333 | 496 | 98    | 80   | 53            |
| Approve    | 31    | 85   | 19  | 6   | 10    | 5    | 22            |
| Disapprove | 61    | 10   | 75  | 89  | 76    | 91   | 65            |
| Don't know | 8     | 5    | 7   | 5   | 13    | 4    | 13            |

180 Bloor Street W., #1400  
 Toronto, ON M5S 2V6  
 T 416.960.9600  
 F 416.960.9602  
 forumresearch.com

# NEWS RELEASE



**FORUM RESEARCH INC.**

## **MEDIA INQUIRIES:**

Lorne Bozinoff, President  
 lbozinoff@forumresearch.com  
 416.960.9603

### **NDP**

*'Do you approve or disapprove of the job Thomas Mulcair is doing as Leader of the Opposition?'*

[All Respondents]

### **Age / Gender**

| %          | Total | 18-34 | 35-44 | 45-54 | 55-64 | 65+ | Male | Female |
|------------|-------|-------|-------|-------|-------|-----|------|--------|
| Sample     | 1529  | 180   | 183   | 310   | 412   | 444 | 695  | 834    |
| Approve    | 39    | 27    | 45    | 36    | 47    | 45  | 39   | 38     |
| Disapprove | 31    | 32    | 24    | 33    | 29    | 35  | 36   | 26     |
| Don't know | 31    | 41    | 31    | 31    | 24    | 20  | 25   | 36     |

### **Region**

| %          | Total | Atl | Que | ON  | Man/Sask | AB  | BC  |
|------------|-------|-----|-----|-----|----------|-----|-----|
| Sample     | 1529  | 159 | 414 | 532 | 89       | 130 | 205 |
| Approve    | 39    | 42  | 56  | 35  | 33       | 20  | 31  |
| Disapprove | 31    | 26  | 18  | 29  | 43       | 54  | 38  |
| Don't know | 31    | 32  | 26  | 36  | 24       | 26  | 30  |

### **Income**

| %          | Total | <20K | 20-40K | 40-60K | 60-80K | 80-100K | 100K+ |
|------------|-------|------|--------|--------|--------|---------|-------|
| Sample     | 1529  | 168  | 274    | 217    | 207    | 132     | 254   |
| Approve    | 39    | 29   | 39     | 41     | 42     | 47      | 38    |
| Disapprove | 31    | 31   | 26     | 24     | 36     | 29      | 37    |
| Don't know | 31    | 40   | 35     | 35     | 22     | 24      | 25    |

### **Current Federal Party Preference**

| %          | Total | Cons | Lib | NDP | Green | Bloc | Other Parties |
|------------|-------|------|-----|-----|-------|------|---------------|
| Sample     | 1529  | 422  | 333 | 496 | 98    | 80   | 53            |
| Approve    | 39    | 15   | 42  | 60  | 39    | 57   | 12            |
| Disapprove | 31    | 53   | 28  | 15  | 27    | 27   | 44            |
| Don't know | 31    | 32   | 30  | 26  | 34    | 16   | 44            |

**TORONTO**  
**June 15<sup>th</sup>, 2012**

180 Bloor Street W., #1400  
 Toronto, ON M5S 2V6  
 T 416.960.9600  
 F 416.960.9602  
 forumresearch.com

# NEWS RELEASE



**MEDIA INQUIRIES:**  
 Lorne Bozinoff, President  
 lbozinoff@forumresearch.com  
 416.960.9603

## Liberal

*'Do you approve or disapprove of the job Bob Rae is doing as leader of the Liberal Party?'*

[All Respondents]

## Age / Gender

| %          | Total | 18-34 | 35-44 | 45-54 | 55-64 | 65+ | Male | Female |
|------------|-------|-------|-------|-------|-------|-----|------|--------|
| Sample     | 1529  | 180   | 183   | 310   | 412   | 444 | 695  | 834    |
| Approve    | 40    | 27    | 41    | 42    | 48    | 49  | 44   | 36     |
| Disapprove | 32    | 36    | 31    | 32    | 31    | 29  | 33   | 32     |
| Don't know | 28    | 37    | 28    | 27    | 21    | 21  | 23   | 33     |

## Region

| %          | Total | Atl | Que | ON  | Man/Sask | AB  | BC  |
|------------|-------|-----|-----|-----|----------|-----|-----|
| Sample     | 1529  | 159 | 414 | 532 | 89       | 130 | 205 |
| Approve    | 40    | 39  | 36  | 46  | 36       | 29  | 39  |
| Disapprove | 32    | 29  | 30  | 33  | 33       | 39  | 32  |
| Don't know | 28    | 32  | 34  | 22  | 31       | 32  | 28  |

## Income

| %          | Total | <20K | 20-40K | 40-60K | 60-80K | 80-100K | 100K+ |
|------------|-------|------|--------|--------|--------|---------|-------|
| Sample     | 1529  | 168  | 274    | 217    | 207    | 132     | 254   |
| Approve    | 40    | 32   | 39     | 41     | 44     | 49      | 43    |
| Disapprove | 32    | 30   | 30     | 30     | 38     | 33      | 29    |
| Don't know | 28    | 38   | 31     | 29     | 18     | 18      | 28    |


## Current Federal Party Preference

| %          | Total | Cons | Lib | NDP | Green | Bloc | Other Parties |
|------------|-------|------|-----|-----|-------|------|---------------|
| Sample     | 1529  | 422  | 333 | 496 | 98    | 80   | 53            |
| Approve    | 40    | 26   | 69  | 43  | 29    | 31   | 16            |
| Disapprove | 32    | 46   | 14  | 30  | 35    | 36   | 59            |
| Don't know | 28    | 29   | 17  | 27  | 36    | 33   | 25            |

**TORONTO**  
**June 15<sup>th</sup>, 2012**

180 Bloor Street W., #1400  
 Toronto, ON M5S 2V6  
 T 416.960.9600  
 F 416.960.9602  
 forumresearch.com

# NEWS RELEASE



**FORUM RESEARCH INC.**

**MEDIA INQUIRIES:**

Lorne Bozinoff, President  
 lbozinoff@forumresearch.com  
 416.960.9603

**Best Liberal Leader Opinion**

*'Who of the following do you think would make the best leader for the Liberal Party?'*

[All Respondents]

**Age / Gender**

| %                   | Total | 18-34 | 35-44 | 45-54 | 55-64 | 65+ | Male | Female |
|---------------------|-------|-------|-------|-------|-------|-----|------|--------|
| Sample              | 1529  | 180   | 183   | 310   | 412   | 444 | 695  | 834    |
| Martha Hall-Findlay | 4     | 4     | 5     | 3     | 4     | 2   | 4    | 4      |
| Scott Brison        | 4     | 6     | 5     | 4     | 3     | 2   | 5    | 3      |
| Dominic Leblanc     | 4     | 3     | 3     | 3     | 5     | 5   | 4    | 3      |
| Justin Trudeau      | 23    | 18    | 26    | 25    | 26    | 25  | 22   | 24     |
| David McGuinty      | 6     | 8     | 5     | 5     | 5     | 2   | 6    | 5      |
| Gerard Kennedy      | 5     | 5     | 3     | 5     | 6     | 7   | 4    | 6      |
| Marc Garneau        | 4     | 2     | 4     | 6     | 5     | 6   | 5    | 4      |
| John Manley         | 7     | 7     | 6     | 6     | 6     | 8   | 10   | 4      |
| Don't know          | 44    | 48    | 42    | 43    | 39    | 43  | 40   | 47     |

**Region**

| %                   | Total | Atl | Que | ON  | Man/Sask | AB  | BC  |
|---------------------|-------|-----|-----|-----|----------|-----|-----|
| Sample              | 1529  | 159 | 414 | 532 | 89       | 130 | 205 |
| Martha Hall-Findlay | 4     | 1   | 1   | 5   | 2        | 6   | 5   |
| Scott Brison        | 4     | 11  | 2   | 4   | 3        | 1   | 7   |
| Dominic Leblanc     | 4     | 11  | 6   | 3   | 6        | 0   | 1   |
| Justin Trudeau      | 23    | 28  | 36  | 21  | 12       | 12  | 19  |
| David McGuinty      | 6     | 5   | 5   | 6   | 8        | 7   | 4   |
| Gerard Kennedy      | 5     | 4   | 0   | 8   | 5        | 4   | 8   |
| Marc Garneau        | 4     | 2   | 8   | 4   | 5        | 5   | 1   |
| John Manley         | 7     | 6   | 1   | 7   | 14       | 14  | 6   |
| Don't know          | 44    | 32  | 42  | 43  | 44       | 50  | 49  |

**TORONTO**

**June 15<sup>th</sup>, 2012**

# NEWS RELEASE



**FORUM RESEARCH INC.**

**MEDIA INQUIRIES:**

Lorne Bozinoff, President  
 lbozinoff@forumresearch.com  
 416.960.9603

*Income*

| %                   | Total       | <20K       | 20-40K     | 40-60K     | 60-80K     | 80-100K    | 100K+      |
|---------------------|-------------|------------|------------|------------|------------|------------|------------|
| <b>Sample</b>       | <b>1529</b> | <b>168</b> | <b>274</b> | <b>217</b> | <b>207</b> | <b>132</b> | <b>254</b> |
| Martha Hall-Findlay | 4           | 6          | 1          | 5          | 6          | 8          | 2          |
| Scott Brison        | 4           | 4          | 4          | 5          | 3          | 7          | 4          |
| Dominic Leblanc     | 4           | 4          | 3          | 4          | 6          | 3          | 4          |
| Justin Trudeau      | 23          | 24         | 24         | 20         | 28         | 22         | 21         |
| David McGuinty      | 6           | 7          | 5          | 6          | 6          | 3          | 7          |
| Gerard Kennedy      | 5           | 7          | 6          | 5          | 4          | 7          | 4          |
| Marc Garneau        | 4           | 3          | 8          | 6          | 5          | 2          | 4          |
| John Manley         | 7           | 4          | 7          | 6          | 6          | 8          | 8          |
| Don't know          | 44          | 41         | 41         | 42         | 36         | 40         | 47         |

*Current Federal Party Preference*

| %                   | Total       | Cons       | Lib        | NDP        | Green     | Bloc      | Other Parties |
|---------------------|-------------|------------|------------|------------|-----------|-----------|---------------|
| <b>Sample</b>       | <b>1529</b> | <b>422</b> | <b>333</b> | <b>496</b> | <b>98</b> | <b>80</b> | <b>53</b>     |
| Martha Hall-Findlay | 4           | 3          | 4          | 4          | 4         | 0         | 8             |
| Scott Brison        | 4           | 5          | 6          | 4          | 4         | 1         | 1             |
| Dominic Leblanc     | 4           | 4          | 4          | 4          | 3         | 8         | 2             |
| Justin Trudeau      | 23          | 12         | 33         | 25         | 30        | 28        | 20            |
| David McGuinty      | 6           | 6          | 9          | 5          | 3         | 4         | 2             |
| Gerard Kennedy      | 5           | 6          | 5          | 6          | 4         | 0         | 6             |
| Marc Garneau        | 4           | 3          | 6          | 4          | 4         | 12        | 6             |
| John Manley         | 7           | 13         | 7          | 3          | 2         | 0         | 4             |
| Don't know          | 44          | 48         | 26         | 46         | 47        | 47        | 50            |

**TORONTO**  
**June 15<sup>th</sup>, 2012**

180 Bloor Street W., #1400  
 Toronto, ON M5S 2V6  
 T 416.960.9600  
 F 416.960.9602  
 forumresearch.com

# NEWS RELEASE



**FORUM RESEARCH INC.**

**MEDIA INQUIRIES:**

Lorne Bozinoff, President  
 lbozinoff@forumresearch.com  
 416.960.9603

**Justin Trudeau Liberal Leader Approval**

*'Would you approve or disapprove of Justin Trudeau as Liberal Party leader?'*

[All Respondents]

**Age / Gender**

| %          | Total | 18-34 | 35-44 | 45-54 | 55-64 | 65+ | Male | Female |
|------------|-------|-------|-------|-------|-------|-----|------|--------|
| Sample     | 1529  | 180   | 183   | 310   | 412   | 444 | 695  | 834    |
| Approve    | 39    | 34    | 42    | 40    | 44    | 38  | 39   | 39     |
| Disapprove | 34    | 31    | 31    | 37    | 36    | 36  | 40   | 28     |
| Don't know | 27    | 34    | 27    | 23    | 21    | 26  | 22   | 33     |

**Region**

| %          | Total | Atl | Que | ON  | Man/Sask | AB  | BC  |
|------------|-------|-----|-----|-----|----------|-----|-----|
| Sample     | 1529  | 159 | 414 | 532 | 89       | 130 | 205 |
| Approve    | 39    | 40  | 49  | 39  | 36       | 25  | 31  |
| Disapprove | 34    | 36  | 32  | 31  | 30       | 49  | 34  |
| Don't know | 27    | 24  | 19  | 30  | 33       | 26  | 35  |

**Income**

| %          | Total | <20K | 20-40K | 40-60K | 60-80K | 80-100K | 100K+ |
|------------|-------|------|--------|--------|--------|---------|-------|
| Sample     | 1529  | 168  | 274    | 217    | 207    | 132     | 254   |
| Approve    | 39    | 38   | 41     | 39     | 47     | 36      | 39    |
| Disapprove | 34    | 32   | 31     | 33     | 32     | 36      | 37    |
| Don't know | 27    | 30   | 29     | 28     | 21     | 28      | 24    |

**Current Federal Party Preference**

| %          | Total | Cons | Lib | NDP | Green | Bloc | Other Parties |
|------------|-------|------|-----|-----|-------|------|---------------|
| Sample     | 1529  | 422  | 333 | 496 | 98    | 80   | 53            |
| Approve    | 39    | 21   | 58  | 44  | 44    | 36   | 31            |
| Disapprove | 34    | 51   | 21  | 27  | 25    | 46   | 49            |
| Don't know | 27    | 28   | 22  | 28  | 30    | 19   | 20            |

**TORONTO**  
**June 15<sup>th</sup>, 2012**

180 Bloor Street W., #1400  
 Toronto, ON M5S 2V6  
 T 416.960.9600  
 F 416.960.9602  
 forumresearch.com

# NEWS RELEASE



**FORUM RESEARCH INC.**

**MEDIA INQUIRIES:**

Lorne Bozinoff, President  
 lbozinoff@forumresearch.com  
 416.960.9603

**Next Federal Election Current Government Re-Election Opinion**

*'In the next federal election, scheduled for spring 2015, do you expect the current government to be re-elected?'*

[All Respondents]

**Age / Gender**

| %          | Total | 18-34 | 35-44 | 45-54 | 55-64 | 65+ | Male | Female |
|------------|-------|-------|-------|-------|-------|-----|------|--------|
| Sample     | 1529  | 180   | 183   | 310   | 412   | 444 | 695  | 834    |
| Yes        | 34    | 34    | 30    | 35    | 32    | 36  | 36   | 31     |
| No         | 53    | 55    | 58    | 50    | 54    | 49  | 53   | 54     |
| Don't know | 13    | 10    | 12    | 15    | 14    | 15  | 10   | 15     |

**Region**

| %          | Total | Atl | Que | ON  | Man/Sask | AB  | BC  |
|------------|-------|-----|-----|-----|----------|-----|-----|
| Sample     | 1529  | 159 | 414 | 532 | 89       | 130 | 205 |
| Yes        | 34    | 24  | 22  | 39  | 41       | 54  | 28  |
| No         | 53    | 63  | 68  | 47  | 44       | 34  | 58  |
| Don't know | 13    | 13  | 11  | 14  | 15       | 12  | 15  |

**Income**

| %          | Total | <20K | 20-40K | 40-60K | 60-80K | 80-100K | 100K+ |
|------------|-------|------|--------|--------|--------|---------|-------|
| Sample     | 1529  | 168  | 274    | 217    | 207    | 132     | 254   |
| Yes        | 34    | 34   | 31     | 31     | 34     | 34      | 36    |
| No         | 53    | 56   | 57     | 59     | 57     | 55      | 50    |
| Don't know | 13    | 10   | 13     | 10     | 9      | 11      | 13    |

**Current Federal Party Preference**

| %          | Total | Cons | Lib | NDP | Green | Bloc | Other Parties |
|------------|-------|------|-----|-----|-------|------|---------------|
| Sample     | 1529  | 422  | 333 | 496 | 98    | 80   | 53            |
| Yes        | 34    | 79   | 24  | 11  | 17    | 20   | 37            |
| No         | 53    | 11   | 61  | 79  | 73    | 74   | 49            |
| Don't know | 13    | 10   | 16  | 10  | 10    | 7    | 14            |

**TORONTO**  
**June 15<sup>th</sup>, 2012**

180 Bloor Street W., #1400  
 Toronto, ON M5S 2V6  
 T 416.960.9600  
 F 416.960.9602  
 forumresearch.com



# NEWS RELEASE



**FORUM RESEARCH INC.**

-30-

For more information:

Lorne Bozinoff, Ph.D.

President

Forum Research Inc.

Tel: (416) 960-9603

Fax: (416) 960-9602

E-mail: [lbozinoff@forumresearch.com](mailto:lbozinoff@forumresearch.com)

**MEDIA INQUIRIES:**

Lorne Bozinoff, President

[lbozinoff@forumresearch.com](mailto:lbozinoff@forumresearch.com)

416.960.9603

**TORONTO**

**June 15<sup>th</sup>, 2012**

180 Bloor Street W., #1400

Toronto, ON M5S 2V6

T 416.960.9600

F 416.960.9602

[forumresearch.com](http://forumresearch.com)